

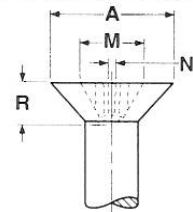
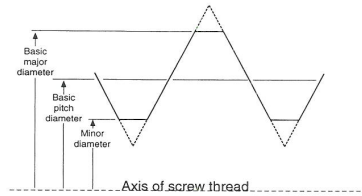
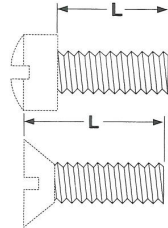
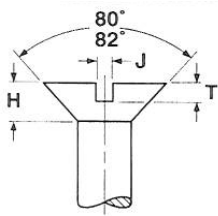


Atlanta, Georgia

Phone 800-521-7326

Fax 770-745-1333

Flat Head Machine Screw 80°



Peco Catalog#	Size and Threads Per Inch	Series Designation	Allowance	Major Diameter		Pitch Diameter			Tensile Strength, lb. Min**	Stress Area Inches ²	Head Diameter		Head Height		Slot Width		Slot Depth		Dimension of Recess			Protrusion Above Gaging Diameter		Gaging Diameter	Phillips Bit Size	
				Min	Max	Min	Max	Tolerance			Min	Max	Min	Max	Min	Max	Min	Max	Min	Max	Min	Max	Min			Max
	4-40	0.112	UNC	.0008	.1061	.1112	.0925	.0950	.0025	360	0.00604	.191	.212	.055	.067	.031	.039	.020	.030	.105	.072	.019	.019	.032	.172	1
	5-40	0.125	UNC	.0008	.1191	.1242	.1054	.1080	.0026	470	0.00796	.215	.237	.062	.075	.035	.043	.022	.034	.141	.074	.027	.020	.034	.196	2
	6-32	0.138	UNC	.0008	.1312	.1372	.1141	.1169	.0028	550	0.00909	.238	.262	.069	.083	.039	.048	.024	.038	.149	.084	.027	.021	.036	.220	2
	8-32	0.164	UNC	.0009	.1571	.1631	.1399	.1428	.0029	850	0.0140	.285	.312	.084	.100	.045	.054	.029	.045	.165	.101	.030	.023	.039	.267	2
See Section Three of Our Catalog	10-24	0.190	UNC	.0010	.1818	.1890	.1586	.1619	.0033	1050	0.0175	.333	.362	.098	.116	.050	.060	.034	.053	.182	.119	.031	.025	.042	.313	2
	10-32	0.190	UNF	.0009	.1831	.1891	.1658	.1688	.0030	1200	0.0200	.333	.362	.098	.116	.050	.060	.034	.053	.182	.119	.031	.025	.042	.313	2
	12-24	0.216	UNC	.0010	.2078	.2150	.1845	.1879	.0034	1450	0.0242	.380	.412	.112	.132	.056	.067	.039	.060	.236	.125	.032	.027	.045	.362	3
	1/4-20	0.250	UNC	.0011	.2408	.2489	.2127	.2164	.0037	1900	0.0318	.442	.477	.131	.153	.064	.075	.046	.070	.255	.147	.034	.029	.050	.424	3
	1/4-28	0.250	UNF	.0010	.2425	.2490	.2225	.2258	.0033	2200	0.0364	.442	.477	.131	.153	.064	.075	.046	.070	.255	.147	.034	.029	.050	.424	3
	5/16-18	0.312	UNC	.0012	.3026	.3113	.2712	.2752	.0040	3150	0.0524	.556	.597	.165	.191	.072	.084	.058	.088	.295	.187	.040	.034	.057	.539	4
	3/8-16	0.375	UNC	.0013	.3643	.3737	.3287	.3331	.0044	4650	0.0775	.670	.717	.200	.230	.081	.094	.070	.106	.374	.228	.064	.039	.065	.653	4
	1/2-13	0.500	UNC	.0015	.4876	.4985	.4435	.4485	.0050	8500	0.1419	.765	.815	.186	.223	.091	.106	.065	.103	.403	.256	.068	.049	.081	.739	4
Tolerance on Length L		Screw Size		Screw Length																						
				Up To 1/2"					Over 1/2" to 1"				Over 1" to 2"				Over 2"									
		4 - 12				-0.02					-0.03				-0.06				-0.09							
		1/4 - 3/4				-0.03					-0.03				-0.06				-0.09							

**Tensile strength is based off of 60,000 psi. and only apply to carbon steel screws. Hex and Hex Washer Head machine screws of adequate length may be wedge tensile tested. Other head styles can be axial tensile tested.

ANSI B18.6.3

Material	AISI 1006 - 1022 or equivalent Steel or Stainless SAE 18-8 Stainless Steel Passivated
Hardness	Steel: Rockwell B70 - B100 - Stainless: Rockwell B85 - B95
Tensile Strength	Size 4 and 5 diameter and lengths shorter than 1/2" are not subject to tensile testing. Steel: 60,000 psi. minimum - Stainless: 80,000 psi minimum

Peco Fasteners specification sheets are a reference guide to help in the selection of fasteners. Peco has made every effort to ensure the accuracy of the information. However, Peco Fasteners is not responsible for any errors that may be contained within these sheets. Peco Fasteners makes no claim of warranty in the accuracy of this information. Users of this information are solely responsible for protecting themselves against liability. It is solely the responsibility of the purchasers and users of these fasteners to consult with Engineers that are experts in an applicable field. Peco Fasteners is not responsible for any loss, claim, or damage due to these specification sheets.

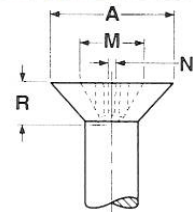
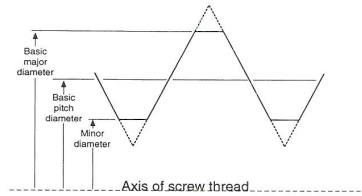
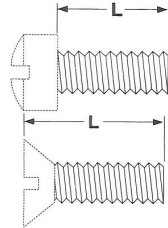
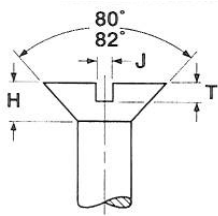


Atlanta, Georgia

Phone 800-521-7326

Fax 770-745-1333

Flat Head Machine Screw 80°



Peco Catalog#	Size and Threads Per Inch	Series Designation	Allowance	Major Diameter		Pitch Diameter			Tensile Strength, lb. Min**	Stress Area Inches ²	Head Diameter		Head Height		Slot Width		Slot Depth		Dimension of Recess			Protrusion Above Gaging Diameter		Gaging Diameter	Phillips Bit Size	
				Min	Max	Min	Max	Tolerance			Min	Max	Min	Max	Min	Max	Min	Max	Diamet	Depth	Width	Min	Max			
	4-40	0.112	UNC	.0008	.1061	.1112	.0925	.0950	.0025	360	0.00604	.191	.212	.055	.067	.031	.039	.020	.030	.105	.072	.019	.019	.032	.172	1
	5-40	0.125	UNC	.0008	.1191	.1242	.1054	.1080	.0026	470	0.00796	.215	.237	.062	.075	.035	.043	.022	.034	.141	.074	.027	.020	.034	.196	2
	6-32	0.138	UNC	.0008	.1312	.1372	.1141	.1169	.0028	550	0.00909	.238	.262	.069	.083	.039	.048	.024	.038	.149	.084	.027	.021	.036	.220	2
	8-32	0.164	UNC	.0009	.1571	.1631	.1399	.1428	.0029	850	0.0140	.285	.312	.084	.100	.045	.054	.029	.045	.165	.101	.030	.023	.039	.267	2
See Section Three of Our Catalog	10-24	0.190	UNC	.0010	.1818	.1890	.1586	.1619	.0033	1050	0.0175	.333	.362	.098	.116	.050	.060	.034	.053	.182	.119	.031	.025	.042	.313	2
	10-32	0.190	UNF	.0009	.1831	.1891	.1658	.1688	.0030	1200	0.0200	.333	.362	.098	.116	.050	.060	.034	.053	.182	.119	.031	.025	.042	.313	2
	12-24	0.216	UNC	.0010	.2078	.2150	.1845	.1879	.0034	1450	0.0242	.380	.412	.112	.132	.056	.067	.039	.060	.236	.125	.032	.027	.045	.362	3
	1/4-20	0.250	UNC	.0011	.2408	.2489	.2127	.2164	.0037	1900	0.0318	.442	.477	.131	.153	.064	.075	.046	.070	.255	.147	.034	.029	.050	.424	3
	1/4-28	0.250	UNF	.0010	.2425	.2490	.2225	.2258	.0033	2200	0.0364	.442	.477	.131	.153	.064	.075	.046	.070	.255	.147	.034	.029	.050	.424	3
	5/16-18	0.312	UNC	.0012	.3026	.3113	.2712	.2752	.0040	3150	0.0524	.556	.597	.165	.191	.072	.084	.058	.088	.295	.187	.040	.034	.057	.539	4
	3/8-16	0.375	UNC	.0013	.3643	.3737	.3287	.3331	.0044	4650	0.0775	.670	.717	.200	.230	.081	.094	.070	.106	.374	.228	.064	.039	.065	.653	4
	1/2-13	0.500	UNC	.0015	.4876	.4985	.4435	.4485	.0050	8500	0.1419	.765	.815	.186	.223	.091	.106	.065	.103	.403	.256	.068	.049	.081	.739	4
Tolerance on Length L		Screw Size		Screw Length																						
				Up To 1/2"					Over 1/2" to 1"				Over 1" to 2"				Over 2"									
		4 - 12				-0.02					-0.03				-0.06				-0.09							
		1/4 - 3/4				-0.03					-0.03				-0.06				-0.09							

**Tensile strength is based off of 60,000 psi. and only apply to carbon steel screws. Hex and Hex Washer Head machine screws of adequate length may be wedge tensile tested. Other head styles can be axial tensile tested.

ANSI B18.6.3

Material	AISI 1006 - 1022 or equivalent Steel or Stainless SAE 18-8 Stainless Steel Passivated
Hardness	Steel: Rockwell B70 - B100 - Stainless: Rockwell B85 - B95
Tensile Strength	Size 4 and 5 diameter and lengths shorter than 1/2" are not subject to tensile testing. Steel: 60,000 psi. minimum - Stainless: 80,000 psi minimum

Peco Fasteners specification sheets are a reference guide to help in the selection of fasteners. Peco has made every effort to ensure the accuracy of the information. However, Peco Fasteners is not responsible for any errors that may be contained within these sheets. Peco Fasteners makes no claim of warranty in the accuracy of this information. Users of this information are solely responsible for protecting themselves against liability. It is solely the responsibility of the purchasers and users of these fasteners to consult with Engineers that are experts in an applicable field. Peco Fasteners is not responsible for any loss, claim, or damage due to these specification sheets.