

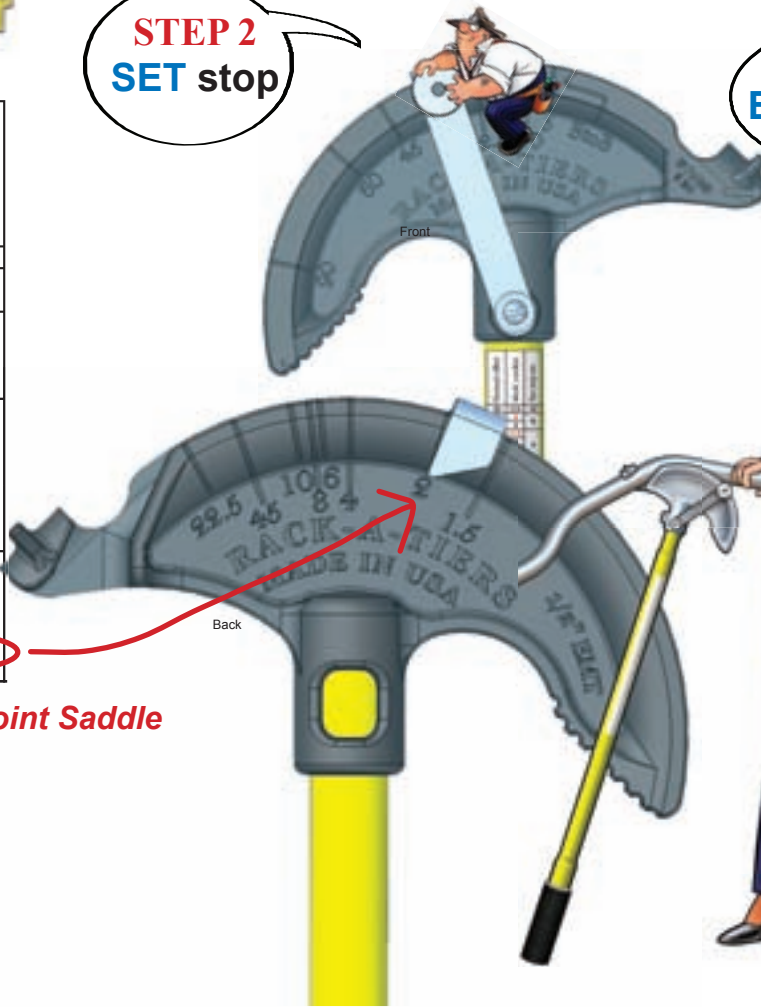
Hoppy Bender

STEP 1
Read table &
MARK conduit



Desired offset	Mark conduit	Set stop on
3/8	3 3/4	10
1/2	4	8
3/4	6	
3/4	4 1/2	
1	6	6
1 1/4	7 1/2	
1 1/2	9	
1 1/2	6	
1 3/4	7	
2	8	4
2 1/4	9	
2 1/2	10	
2 3/4	11	
3	12	
3	6	
3 1/4	6 1/2	
3 1/2	7	
3 3/4	7 1/2	
4	8	2
4 1/4	8 1/2	

STEP 2
SET stop



STEP 3
BEND conduit



Example of 4" Offset or 4 Point Saddle

1. **MARK** conduit 8" intervals
2. **SET** stop on 2 multiplier
3. **BEND** conduit to stop

1/2" Bender-Part # 57050

3/4" Bender-Part # 57075

Pipe Spring Bender



One Size-Fits ALL Knees!

YOU CAN
COLD BEND

RIGID PVC PIPE WITHOUT
PIPE COLLAPSE OR FRACTURE

- NO HEAT GUNS
- NO HEAT BLANKETS
- FEWER PVC FITTINGS

FASTER AND EASIER
THAN CUTTING AND GLUEING
FACTORY FITTINGS

HOW?
INSERT THE PIPE SPRING INTO THE PIPE
AND BEND ACROSS YOUR KNEE!!

Cold PVC Pipe Bender

Definition of Cold

NOTE: **Pipe should be 50° F or warmer.** PVC pipe requires slight over bending which will "pop back" a few degrees upon the release of bending pressure.

Hang up that heat gun and can that glue can. Your knee is faster and the Pipe Spring Bender makes it easy to bend 1/2" & 3/4" PVC. For more radius bends use EMT bender. Add a little brute force and you can bend 1" too. Believe it!


1/2" Part #58050

3/4" Part #58075

1" Part #58100

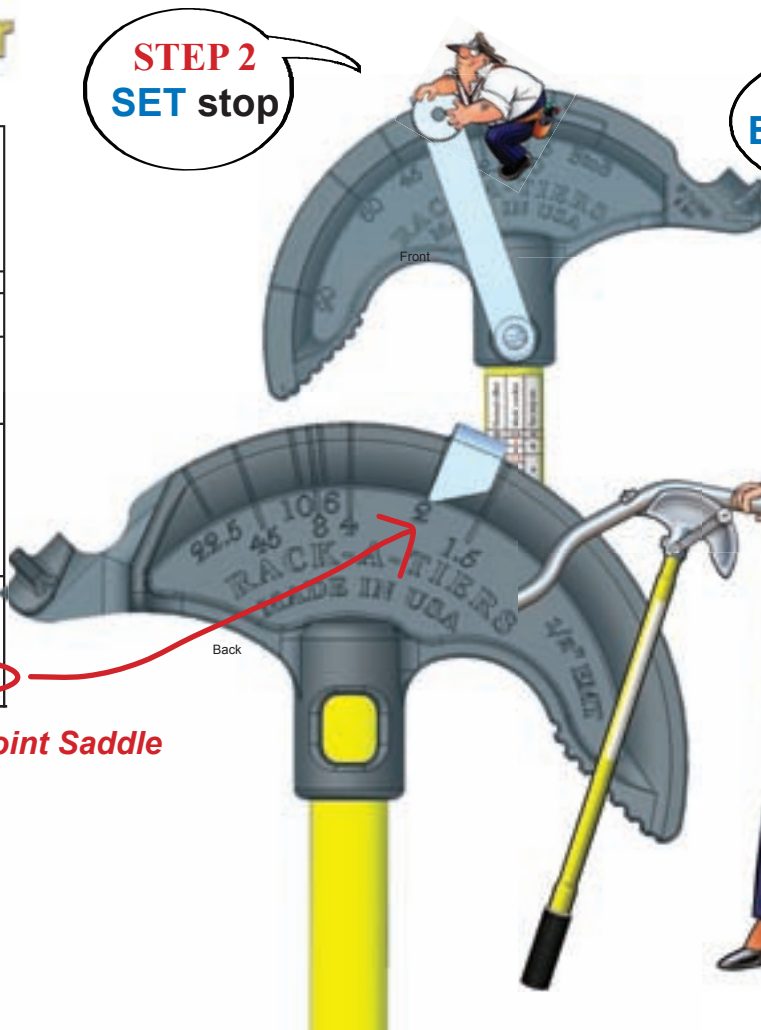
Hoppy Bender

STEP 1
Read table &
MARK conduit



Desired offset	Mark conduit	Set stop on
3/8	3 3/4	10
1/2	4	8
3/4	6	
3/4	4 1/2	6
1	6	
1 1/4	7 1/2	
1 1/2	9	
1 1/2	6	4
1 3/4	7	
2	8	
2 1/4	9	
2 1/2	10	
2 3/4	11	
3	12	
3	6	
3 1/4	6 1/2	
3 1/2	7	
3 3/4	7 1/2	
4	8	2
4 1/4	8 1/2	

STEP 2
SET stop



STEP 3
BEND conduit



Example of 4" Offset or 4 Point Saddle

1. **MARK** conduit 8" intervals
2. **SET** stop on 2 multiplier
3. **BEND** conduit to stop

1/2" Bender-Part # 57050

3/4" Bender-Part # 57075

Pipe Spring Bender



One Size-Fits ALL Knees!

YOU CAN
COLD BEND

RIGID PVC PIPE WITHOUT
PIPE COLLAPSE OR FRACTURE

- NO HEAT GUNS
- NO HEAT BLANKETS
- FEWER PVC FITTINGS

FASTER AND EASIER
THAN CUTTING AND GLUEING
FACTORY FITTINGS

HOW?
INSERT THE PIPE SPRING INTO THE PIPE
AND BEND ACROSS YOUR KNEE!!

Cold PVC Pipe Bender

Definition of Cold

NOTE: **Pipe should be 50° F or warmer.** PVC pipe requires slight over bending which will "pop back" a few degrees upon the release of bending pressure.

Hang up that heat gun and can that glue can. Your knee is faster and the Pipe Spring Bender makes it easy to bend 1/2" & 3/4" PVC. For more radius bends use EMT bender. Add a little brute force and you can bend 1" too. Believe it!

1/2" Part #58050

3/4" Part #58075

1" Part #58100