



PRODUCT DATA SHEET

Controlled Document - Engineering Drive

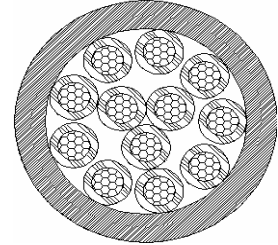
1530 Shields Drive
Waukegan, IL 60085
Toll-Free (800) 323-9355
Fax: (847) 689-1192

PART NUMBER: 51122
DESCRIPTION: 22/12 STRANDED CMR/CL3R/FPLR FT4 CABLE
CONSTRUCTION: This cable consists of twelve bare copper insulated conductors with an overall extruded jacket.
APPROVALS: UL Standard 13 and 444, NEC Articles 725 and 800.
APPLICATION: Class 3 Power Limited Circuit Cable and Communications Cable for Riser Applications

Construction Parameters:

Conductor 22 AWG Bare Copper
Stranding 7/30
Insulation Material Foam FR Polypropylene
Insulation Thickness 0.006" Nom.
Insulated Conductor Diameter 0.041" Nom.
Number of Conductors 12
Lay Length 5.00" Nom.
Jacket Material PVC
Jacket Thickness 0.019" Nom.
Overall Cable Diameter 0.209" Nom.
Approximate Cable Weight 36.1 Lbs/1M' Nom.
Flame Rating UL 1666 Riser Flame Test

Cable Cross-Section



Electrical Properties:

Temperature Rating -20°C to 60°C
Operating Voltage 300 V RMS Max.
Capacitance Between Conductors @ 1 KHz 20 pF/ft Nom.
Capacitance Between Conductors to Shield @ 1 KHz -----
DC Resistance per Conductor @ 20°C 16.19 Ohms/1M' Nom.

Insulation Colors Black Red White Green Brown Blue Orange Yellow Purple Gray
Pink Tan
Jacket Color White, Gray (Other colors available for minimum order)
Legend (Surface Ink Print) COLEMAN CABLE 22 AWG 12/C C(ETL) US (ETL CODE) TYPE
CMR/CL3R/FPLR 75C SUN RES TYPE CMG FT4

This product complies with European Directive 2002/95/EC (RoHS)

On special orders, the customer will accept all factory lengths and +/- 10 percent of total order requested.
Cable has a rip cord for easy jacket removal. The jacket is sequentially footmarked.

The information presented here is, to the best of our knowledge, true and accurate. Since conditions of use are beyond Coleman Cable's control all product data presented is for informational purposes only and does not create a binding obligation or liability on Coleman Cable or confer any rights on any customer. The sale of products(s) is conditioned upon acceptance of a purchase order subject to Coleman Cable's standard terms and conditions contained therein, including without limitation Coleman Cable's standard warranty. Coleman Cable disclaims all liability in connection with the use of information contained herein or otherwise.

This specification is proprietary intellectual property of Coleman Cable. Any information contained herein shall not be disclosed to any party without written consent of Coleman Cable.

Customer Name _____ Date Signed _____

Customer Approval _____

Specification Issue Date: January 14, 2008

Packaging Options

Coleman Cable offers four types of packaging options.

- Signa-Coil
- Reel-in-box
- Pull-out box (Rabbit pull)
- Reels

All provide fast and easy cable access. Kinks and twists are eliminated. You get tangle-free cable delivery each and every time. These durable, compact designs save on installation time while reducing waste and material costs. They can be easily stacked to save room.

* Not all options are available for each product



Coleman Cable Part Legend

XXXXXX-XX-XX



Put-ups

Put-ups	Code
Reel, 250 ft	04
Reel, 500 ft	05
Reel, 1,000 ft	06
Reel-in-box, 1,000 ft	16
RabbitPull™ Pull-Box, 500 ft	45
RabbitPull™ Pull-Box, 1,000 ft	46
SignaCoil™ 500 ft	55
SignaCoil™ 1,000 ft	56

Colors

Colors	Code	Colors	Code
White	01	Pink	11
Yellow	02	Purple	13
Orange	03	Clear	18
Red	04	Fluorescent	21
Green	05	Pink	21
Blue	06	Ivory	22
Brown	07	Natural	23
Black	08	Beige	33
Gray	09	Red Striped	44
		CorraClad™	44





PRODUCT DATA SHEET

Controlled Document - Engineering Drive

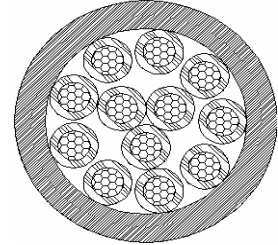
1530 Shields Drive
Waukegan, IL 60085
Toll-Free (800) 323-9355
Fax: (847) 689-1192

PART NUMBER: 51122
DESCRIPTION: 22/12 STRANDED CMR/CL3R/FPLR FT4 CABLE
CONSTRUCTION: This cable consists of twelve bare copper insulated conductors with an overall extruded jacket.
APPROVALS: UL Standard 13 and 444, NEC Articles 725 and 800.
APPLICATION: Class 3 Power Limited Circuit Cable and Communications Cable for Riser Applications

Construction Parameters:

Conductor 22 AWG Bare Copper
Stranding 7/30
Insulation Material Foam FR Polypropylene
Insulation Thickness 0.006" Nom.
Insulated Conductor Diameter 0.041" Nom.
Number of Conductors 12
Lay Length 5.00" Nom.
Jacket Material PVC
Jacket Thickness 0.019" Nom.
Overall Cable Diameter 0.209" Nom.
Approximate Cable Weight 36.1 Lbs/1M' Nom.
Flame Rating UL 1666 Riser Flame Test

Cable Cross-Section



Electrical Properties:

Temperature Rating -20°C to 60°C
Operating Voltage 300 V RMS Max.
Capacitance Between Conductors @ 1 KHz 20 pF/ft Nom.
Capacitance Between Conductors to Shield @ 1 KHz -----
DC Resistance per Conductor @ 20°C 16.19 Ohms/1M' Nom.

Insulation Colors Black Red White Green Brown Blue Orange Yellow Purple Gray
Pink Tan
Jacket Color White, Gray (Other colors available for minimum order)
Legend (Surface Ink Print) COLEMAN CABLE 22 AWG 12/C C(ETL) US (ETL CODE) TYPE
CMR/CL3R/FPLR 75C SUN RES TYPE CMG FT4

This product complies with European Directive 2002/95/EC (RoHS)

On special orders, the customer will accept all factory lengths and +/- 10 percent of total order requested.
Cable has a rip cord for easy jacket removal. The jacket is sequentially footmarked.

The information presented here is, to the best of our knowledge, true and accurate. Since conditions of use are beyond Coleman Cable's control all product data presented is for informational purposes only and does not create a binding obligation or liability on Coleman Cable or confer any rights on any customer. The sale of products(s) is conditioned upon acceptance of a purchase order subject to Coleman Cable's standard terms and conditions contained therein, including without limitation Coleman Cable's standard warranty. Coleman Cable disclaims all liability in connection with the use of information contained herein or otherwise.

This specification is proprietary intellectual property of Coleman Cable. Any information contained herein shall not be disclosed to any party without written consent of Coleman Cable.

Customer Name _____ Date Signed _____

Customer Approval _____

Specification Issue Date: January 14, 2008

Packaging Options

Coleman Cable offers four types of packaging options.

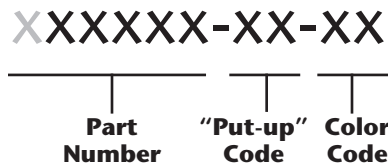
- Signa-Coil
- Reel-in-box
- Pull-out box (Rabbit pull)
- Reels

All provide fast and easy cable access. Kinks and twists are eliminated. You get tangle-free cable delivery each and every time. These durable, compact designs save on installation time while reducing waste and material costs. They can be easily stacked to save room.

* Not all options are available for each product



Coleman Cable Part Legend



Put-ups	Code
Reel, 250 ft	04
Reel, 500 ft	05
Reel, 1,000 ft	06
Reel-in-box, 1,000 ft	16
RabbitPull™ Pull-Box, 500 ft	45
RabbitPull™ Pull-Box, 1,000 ft	46
SignaCoil™ 500 ft	55
SignaCoil™ 1,000 ft	56

Colors	Code		Code
White	01	Pink	11
Yellow	02	Purple	13
Orange	03	Clear	18
Red	04	Fluorescent	
Green	05	Pink	21
Blue	06	Ivory	22
Brown	07	Natural	23
Black	08	Beige	33
Gray	09	Red Striped	
		CorraClad™	44

