
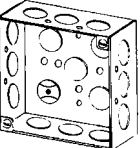


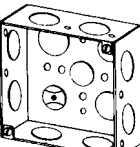



# Outlet and Switch Boxes

## 4" Square Boxes - 1-1/2" Deep

With Knockouts

**NEC:**  
Listed for Ordinary Locations

	Depth (Inches)	Wiring Cubic Inch Capacity	Knockout Description			Weight per 100 kg (lb)	Catalog Number (Universal No.)
			Sides	Ends	Bottom		
 <b>1-1/4" Deep, Drawn</b>	1-1/4	18.0	(10) 1/2"	—	(5) 1/2"	27.67 (61.0)	<b>4SL-1/2</b> (52141-1/2)
 <b>1-1/2" Deep, Welded</b>	1-1/2	21.0	(12) 1/2"	—	(4) 1/2"	33.11 (73.0)	<b>4S-1/2</b> (52151-1/2)
		1-1/2	21.0	(12) 1/2"	—	(4) 1/2"	33.11 (73.0)
 <b>1-1/2" Deep, Drawn</b>	1-1/2	21.0	(12) 1/2"	—	(5) 1/2"	33.11 (73.0)	<b>4S1/2-DR</b> (52151-1/2)
 <b>1-1/2" Deep, Welded</b>	1-1/2	21.0	(8) 3/4"	—	(2) 1/2" (2) 3/4"	30.39 (67.0)	<b>4S-3/4</b> (52151-3/4)
 <b>1-1/2" Deep, Drawn</b>	1-1/2	21.0	(8) 3/4"	—	(2) 1/2" (2) 3/4"	30.39 (67.0)	<b>4S3/4-DR</b> (52151-3/4)

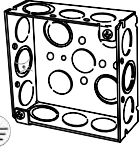
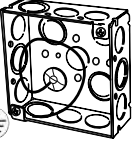
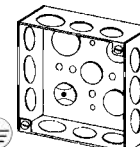
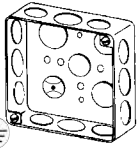

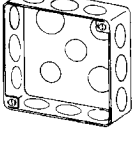
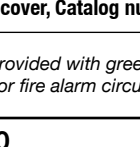
① For fire alarm circuits. Red powder coat finish.

# Outlet and Switch Boxes

## 4" Square Boxes - 1-1/2" Deep

With Knockouts

NEC:  
Listed for Ordinary Locations

	Depth (Inches)	Wiring Cubic Inch Capacity	Knockout Description			Weight per 100 kg (lb)	Catalog Number (Universal No.)
			Sides	Ends	Bottom		
 1-1/2" Deep, Welded	1-1/2	21.0	(8) 1/2" (4) Eccentric KO	—	(2) 1/2" (2) Eccentric KO	32.66 (72.0)	<b>4SEK</b>
 1-1/2" Deep, Welded	1-1/2	21.0	(8) 1/2" (4) Eccentric KO	—	(2) 1/2" (2) Eccentric KO	32.66 (72.0)	<b>4SEKP</b> ①
 1-1/2" Deep, Welded	1-1/2	21.0	(8) 1/2" (4) 3/4"	—	(2) 1/2" (2) 3/4"	33.11 (73.0)	<b>4S-SPL</b> (52151-SPL)
 1-1/2" Deep, Drawn	1-1/2	21.0	(8) 1/2" (4) 3/4"	—	(2) 1/2" (2) 3/4"	33.11 (73.0)	<b>4S-SPL-DR</b> (52151-SPL)
 1-1/2" Deep, Drawn	1-1/2	21.0	(8) 1/2" (4) 3/4"	—	(3) 1/2" (2) 3/4"	33.11 (73.0)	<b>4S-SPL-DRRD</b> ②
 1-1/2" Deep, Drawn	1-1/2	21.0	(8) 1/2" (4) 3/4"	—	(3) 1/2" (2) 1/2"	33.11 (73.0)	<b>4S-SPL-DRP</b> ①
 Plenum Box; 1-1/2" Deep, Drawn; Without any holes and with reset knockouts (Screws supplied with cover, Catalog number 8465P)	1-1/2	21.0	(8) 1/2" (4) 3/4"	—	(3) 1/2" (2) 3/4"	31.75 (70.0)	<b>4SP</b>

① Provided with green ground screw and 10" long No. 12 AWG solid, insulated green ground wire.

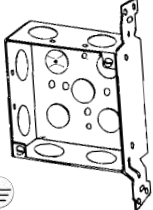
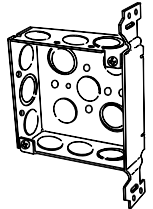
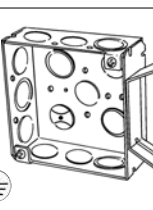
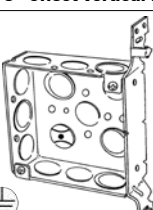

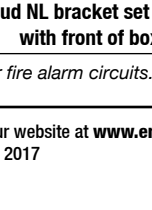
② For fire alarm circuits. Red powder coat finish.

# Outlet and Switch Boxes

## 4" Square Boxes - 1-1/2" Deep

With Knockouts

**NEC:**  
Listed for Ordinary Locations

	Depth (Inches)	Wiring Cubic Inch Capacity	Knockout Description			Weight per 100 kg (lb)	Catalog Number (Universal No.)
			Sides	Ends	Bottom		
 <b>1-1/2" Deep, Welded; Plain vertical bracket</b>	1-1/2	21.0	(6) 3/4"	—	(2) 1/2" (2) 3/4"	36.74 (81.0)	<b>4SVB3/4PL</b> (52151-V-3/4)
 <b>1-1/2" Deep, Welded; Plain vertical bracket</b>	1-1/2	21.0	(6) 1/2" (3) Eccentric KO	—	(2) 1/2" (2) Eccentric KO	36.74 (81.0)	<b>4SVB-EK-PL</b>
 <b>1-1/2" Deep, Welded; Plain vertical bracket</b>	1-1/2	21.0	(6) 1/2" (3) Eccentric KO	—	(2) 1/2" (2) Eccentric KO	36.74 (81.0)	<b>4SVB-EK-PLRD</b> ①
 <b>1-1/2" Deep, Welded; 1-3/8" offset vertical bracket</b>	1-1/2	21.0	(6) 1/2" (3) Eccentric KO	—	(2) 1/2" (2) Eccentric KO	40.37 (89.0)	<b>4SOB-EK</b>
 <b>1-1/2" Deep, Welded; Vertical bracket with barbed hooks</b>	1-1/2	21.0	(6) 1/2" (3) Eccentric KO	—	(2) 1/2" (2) Eccentric KO	37.19 (82.0)	<b>4SAB-EK</b>
 <b>1-1/2" Deep, Welded; Stud NL bracket set flush with front of box</b>	1-1/2	21.0	(6) 1/2" (3) Eccentric KO	—	(2) 1/2" (2) Eccentric KO	35.38 (78.0)	<b>4SB-EK</b> (52151-B-1/2)

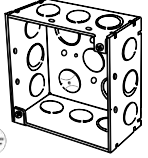



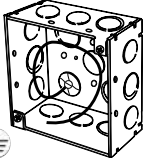

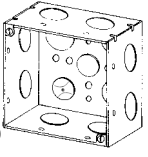

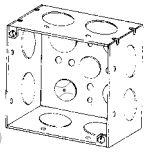

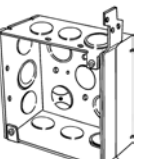

① For fire alarm circuits. Red powder coat finish.

# Outlet and Switch Boxes

## 4" Square Boxes - 2-1/8" Deep

With Knockouts

NEC:  
Listed for Ordinary Locations

	Depth (Inches)	Wiring Cubic Inch Capacity	Knockout Description			Weight per 100 kg (lb)	Catalog Number (Universal No.)
			Sides	Ends	Bottom		
	2-1/8	30.3	(8) 1/2" (4) Eccentric KO	—	(2) 1/2" (2) Eccentric KO	37.19 (82.0)	<b>4SD-EK</b>
  Red Box Option	2-1/8	30.3	(8) 1/2" (4) Eccentric KO	—	(2) 1/2" (2) Eccentric KO	37.19 (82.0)	<b>4SD-EKRD</b> ①
 <b>2-1/8" Deep, Welded</b>							
	2-1/8	30.3	(8) 1/2" (4) Eccentric KO	—	(2) 1/2" (2) Eccentric KO	37.19 (82.0)	<b>4SD-EKP</b> ②
 <b>2-1/8" Deep, Welded</b>							
	2-1/8	30.3	(8) 3/4"	—	(3) 1/2" (2) 3/4"	38.10 (84.0)	<b>4SD-3/4</b> (52171-3/4)
 <b>2-1/8" Deep, Welded</b>							
	2-1/8	30.3	(8) 1"	—	(3) 1/2" (2) 3/4"	38.10 (84.0)	<b>4SD-1</b> (52171-1)
 <b>2-1/8" Deep, Welded</b>							
	2-1/8	30.3	(6) 1/2" (3) Eccentric KO	—	(2) 1/2" (2) Eccentric KO	47.17 (104.0)	<b>4SDVB-EK-PL</b>
 <b>2-1/8" Deep, Welded; Plain vertical bracket; Set flush with front of box</b>	2-1/8	30.3	(6) 1/2" (3) Eccentric KO	—	(2) 1/2" (2) Eccentric KO	47.17 (104.0)	<b>4SDVB-EK-PLRD</b> ①

① For fire alarm circuits. Red powder coat finish.

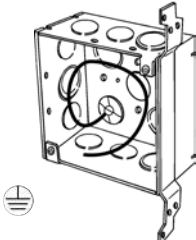
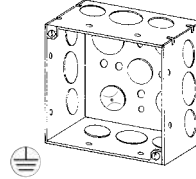

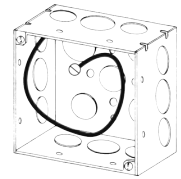
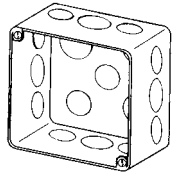
② Provided with green ground screw and 10" long No. 12 AWG solid, insulated green ground wire.

# Outlet and Switch Boxes

## 4" Square Boxes - 2-1/8" Deep

With Knockouts

**NEC:**  
Listed for Ordinary Locations

	Depth (Inches)	Wiring Cubic Inch Capacity	Knockout Description			Weight per 100 kg (lb)	Catalog Number (Universal No.)
			Sides	Ends	Bottom		
 <p><b>2-1/8" Deep, Welded; Plain vertical bracket; Set flush with front of box</b></p>	2-1/8	30.3	(6) 1/2" (3) Eccentric KO	—	(2) 1/2" (2) Eccentric KO	47.17 (104.0)	<b>4SDVB-EK-PLP</b> ①
 <p><b>2-1/8" Deep, Welded</b></p>	2-1/8	30.3	(8) 1/2" (4) 3/4"	—	(3) 1/2" (2) 3/4"	38.56 (85.0)	<b>4SD-SPL</b> (52171-SPL)
 <p><b>2-1/8" Deep, Welded</b></p>	2-1/8	30.3	(8) 1/2" (4) 3/4"	—	(3) 1/2" (2) 3/4"	38.56 (85.0)	<b>4SD-SPLRD</b> ②
 <p><b>2-1/8" Deep, Welded</b></p>	2-1/8	30.3	(8) 1/2" (4) 3/4"	—	(3) 1/2" (2) 3/4"	38.56 (85.0)	<b>4SD-SPLP</b> ①
 <p><b>Plenum Box, 2-1/8" Deep, Drawn; Without any holes and with reset knockouts (Screws supplied with cover, catalog number 8465P)</b></p>	2-1/8	30.3	(8) 1/2" (4) 3/4"	—	(3) 1/2" (2) 3/4"	38.10 (84.0)	<b>4SPD</b>

① Provided with green ground screw and 10" long No. 12 AWG solid, insulated green ground wire.

② For fire alarm circuits. Red powder coat finish.

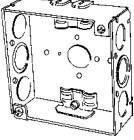
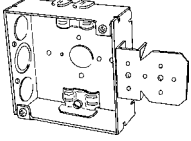
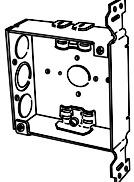
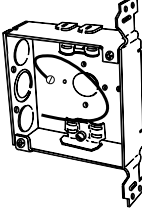
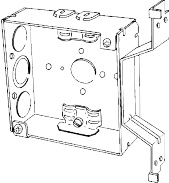
# Outlet and Switch Boxes

## 4" Square Boxes

With Nonmetallic Sheathed Cable Clamps

NEC:

Listed for Ordinary Locations

	Depth (Inches)	Wiring Cubic Inch Capacity	Type Clamp	Knockout Description			Weight per 100 kg (lb)	Catalog Number (Universal No.)
				Sides	Ends	Bottom		
 <p><b>1-1/2" Deep, Welded Nail holes</b></p>	1-1/2	21.0	CL-26	(4) 1/2" (2) Eccentric KO	(4) 2 1/32"	(1) 1/2"	33.57 (74.0)	<b>4SR-EK</b>
 <p><b>1-1/2" Deep, Welded; Stud NL Bracket set flush with front of box</b></p>	1-1/2	21.0	CL-26	(2) 1/2" (1) Eccentric KO	(4) 2 1/32"	(1) 1/2"	39.92 (88.0)	<b>4SRB-EK</b>
 <p><b>1-1/2" Deep, Welded; 1-3/8" offset vertical bracket; Set flush with front of box</b></p>	1-1/2	21.0	CL-26	(2) 1/2" (1) Eccentric KO	(4) 2 1/32"	(1) 1/2"	38.10 (84.0)	<b>4SRVB-EK-PL</b>
 <p><b>1-1/2" Deep, Welded; Plain vertical bracket</b></p> <p>With Green Ground Wire</p>	1-1/2	21.0	CL-26	(2) 1/2"	(4) 2 1/32"	(1) 1/2"	38.10 (84.0)	<b>4SRVB-EK-PLP</b> ①
 <p><b>1-1/2" Deep, Welded; 1-3/8" offset vertical bracket; Set flush with front of box</b></p>	1-1/2	21.0	CL-26	(2) 1/2" (1) Eccentric KO	(4) 2 1/32"	(1) 1/2"	42.64 (94.0)	<b>4SROB-EK</b>

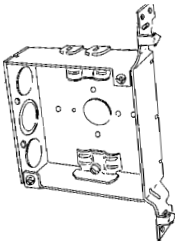
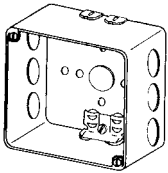
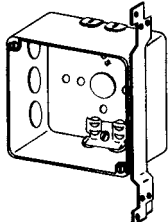
① Provided with green ground screw and 10" long No. 12 AWG solid, insulated green ground wire.

# Outlet and Switch Boxes

## 4" Square Boxes

With Nonmetallic Sheathed Cable Clamps

**NEC:**  
Listed for Ordinary Locations

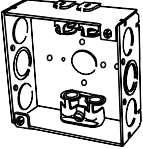

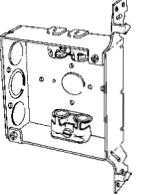
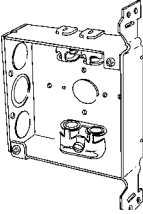
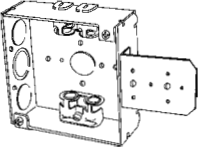
	Depth (Inches)	Wiring Cubic Inch Capacity	Type Clamp	Knockout Description			Weight per 100 kg (lb)	Catalog Number (Universal No.)
				Sides	Ends	Bottom		
 <p><b>1-1/8" Deep, Welded; Vertical bracket with barbed hooks</b></p>	1-1/2	21.0	CL-26	(2) 1/2" (1) Eccentric KO	(4) 21/32"	(1) 1/2"	39.92 (88.0)	4SRAB-EK
 <p><b>2-1/8" Deep, Drawn Nail holes</b></p>	2-1/8	30.3	CL-26	(6) 1/2"	(4) 21/32"	(1) 1/2"	40.82 (90.0)	4SRD
 <p><b>2-1/8" Deep, Drawn; Plain vertical bracket flush with front of box</b></p>	2-1/8	30.3	CL-26	(3) 1/2"	(4) 21/32"	(1) 1/2"	45.36 (100.0)	4SRDVB-PL

# Outlet and Switch Boxes

## 4" Square Boxes

With Armored Cable (AC)/Metal Clad Cable (MCI, MCI-A, MCC)/ Flexible Metal Conduit Clamps

NEC:  
Listed for Ordinary Locations

	Depth (Inches)	Wiring Cubic Inch Capacity	Type Clamp	Knockout Description			Weight per 100 kg (lb)	Catalog Number (Universal No.)
				Sides	Ends	Bottom		
 <b>1-1/2" Deep, Welded</b>	1-1/2	21.0	CL-13	(4) 1/2" (2) Eccentric KO	(4) 21/32"	(1) 1/2"	45.36 (100.0)	<b>4SX-EK</b> (52151VB)
 <b>1-1/2" Deep, Welded</b> With Green Ground Wire	1-1/2	21.0	CL-13	(4) 1/2" (2) Eccentric KO	(4) 21/32"	(1) 1/2"	45.36 (100.0)	<b>4SX-EKP</b> ①
 <b>1-1/2" Deep, Welded; Vertical bracket with barbed hooks</b>	1-1/2	21.0	CL-13	(2) 1/2" (1) Eccentric KO	(4) 21/32"	(1) 1/2"	45.36 (100.0)	<b>4SXAB-EK</b> (52151VB)
 <b>1-1/2" Deep, Welded; Plain vertical bracket</b>	1-1/2	21.0	CL-13	(2) 1/2" (1) Eccentric KO	(4) 21/32"	(1) 1/2"	51.71 (114.0)	<b>4SXVB-EK-PL</b>
 <b>1-1/2" Deep, Welded; Plain NL bracket set flush with front of box</b>	1-1/2	21.0	CL-13	(2) 1/2" (1) Eccentric KO	(4) 21/32"	(1) 1/2"	52.62 (116.0)	<b>4SXB-EK-PL</b>

① Provided with green ground screw and 10" long No. 12 AWG solid, insulated green ground wire.

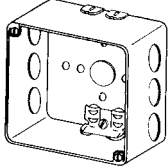
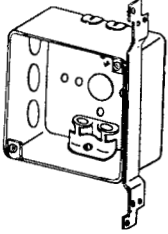


# Outlet and Switch Boxes

## 4" Square Boxes

With Armored Cable (AC)/Metal Clad Cable (MCI, MCI-A, MCC)/ Flexible Metal Conduit Clamps

**NEC:**  
Listed for Ordinary Locations

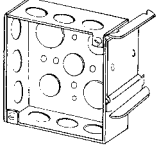
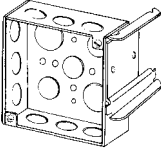
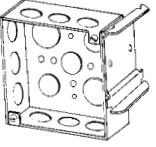
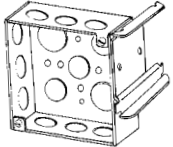
	Depth (Inches)	Wiring Cubic Inch Capacity	Type Clamp	Knockout Description			Weight per 100 kg (lb)	Catalog Number (Universal No.)
				Sides	Ends	Bottom		
 <p><b>2-1/8" Deep, Drawn</b></p>	2-1/8	30.3	CL-13	(6) 1/2"	(4) 21/32"	(1) 1/2"	45.36 (100.0)	<b>4SXD</b>
 <p><b>2-1/8" Deep, Drawn; Plain vertical bracket; Set flush with front of box</b></p>	2-1/8	30.3	CL-13	(3) 1/2"	(4) 21/32"	(1) 1/2"	51.71 (114.0)	<b>4SXDVB-PL</b>

# Outlet and Switch Boxes

## 4" Square Boxes with Snap-In Brackets

For 2-1/2" and 3-5/8" Metal Studs

**NEC:**  
Listed for Ordinary Locations

	Depth (Inches)	Wiring Cubic Inch Capacity	Stud Size (Inches)	Type Clamp	Knockout Description			Weight per 100 kg (lb)	Catalog Number (Universal No.)
					Sides	Ends	Bottom		
 <b>1-1/2" Deep, Welded;</b> <b>For 2-1/2" metal stud</b>	1-1/2	2-1/2	21.0	—	(9) 1/2"	—	(5) 1/2"	41.73 (92.0)	<b>4S1/2-SB2-1/2</b>
 <b>1-1/2" Deep, Welded;</b> <b>For 3-5/8" metal stud</b>	1-1/2	3-5/8	21.0	—	(9) 1/2"	—	(5) 1/2"	46.27 (102.0)	<b>4S1/2-SB3-5/8</b>
 <b>1-1/2" Deep, Welded;</b> <b>For 2-1/2" metal stud</b>	1-1/2	2-1/2	21.0	—	(6) 1/2" (3) 3/4"	—	(3) 1/2" (2) 3/4"	41.73 (92.0)	<b>4S-SPL-SB2-1/2</b>
 <b>1-1/2" Deep, Welded;</b> <b>For 3-5/8" metal stud</b>	1-1/2	3-5/8	21.0	—	(6) 1/2" (3) 3/4"	—	(3) 1/2" (2) 3/4"	46.27 (102.0)	<b>4S-SPL-SB3-5/8</b>

**Appleton** OZGEDNEY

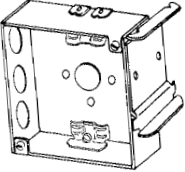
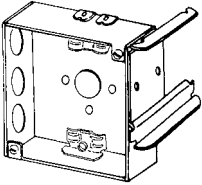
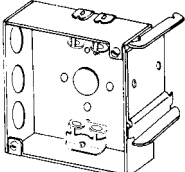
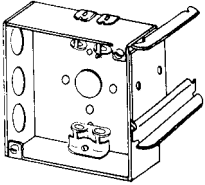
COMMERCIAL AND INDUSTRIAL FITTINGS: OUTLET BOXES, SWITCH BOXES AND COVERS

# Outlet and Switch Boxes

## 4" Square Boxes with Snap-In Brackets

For 2-1/2" and 3-5/8" Metal Studs

**NEC:**  
Listed for Ordinary Locations

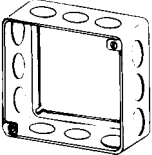
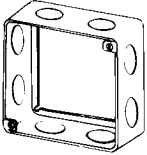
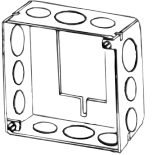
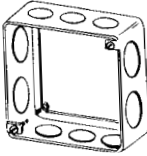
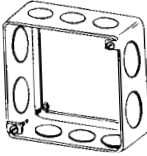
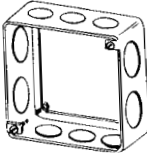
	Depth (Inches)	Stud Size (Inches)	Wiring Cubic Inch Capacity	Type Clamp	Knockout Description			Weight per 100 kg (lb)	Catalog Number (Universal No.)
					Sides	Ends	Bottom		
<b>With Nonmetallic Sheathed Cable Clamps</b>									
	1-1/2	2-1/2	21.0	CL-26	(3) 1/2"	(4) 21/32"	(1) 1/2"	42.18 (93.0)	4SR-SB2-1/2
<b>1-1/2" Deep, Welded For 2-1/2" metal stud</b>									
	1-1/2	3-5/8	21.0	CL-26	(3) 1/2"	(4) 21/32"	(1) 1/2"	46.72 (103.0)	4SR-SB3-5/8
<b>1-1/2" Deep, Welded For 3-5/8" metal stud</b>									
<b>With Armored Cable (AC)/Metal Clad Cable (MCI, MCI-A, MCC) Clamps</b>									
	1-1/2	2-1/2	21.0	CL-13	(3) 1/2"	(4) 21/32"	(1) 1/2"	53.98 (119.0)	4SX-SB2-1/2
<b>1-1/2" Deep, Welded For 2-1/2" metal stud</b>									
	1-1/2	3-5/8	21.0	CL-13	(3) 1/2"	(4) 21/32"	(1) 1/2"	58.51 (129.0)	4SX-SB3-5/8
<b>1-1/2" Deep, Welded For 3-5/8" metal stud</b>									

# Outlet and Switch Boxes

## 4" Square Box Extension Rings and Thru-Ring

With Knockouts

NEC:  
Listed for Ordinary Locations

	Depth (Inches)	Wiring Cubic Inch Capacity	Knockout Description			Weight per 100 kg (lb)	Catalog Number (Universal No.)
			Sides	Ends	Bottom		
 <p><b>Extension Ring</b> 1-1/2" Deep, Drawn Top: Two 8-32 screws Bottom: Two slide-on slots</p>	1-1/2	21.0	(12) 1/2"	—	—	19.96 (44.0)	<b>4SE-1/2</b>
 <p><b>Extension Ring</b> 1-1/2" Deep, Drawn Top: Two 8-32 screws Bottom: Two slide-on slots</p>	1-1/2	21.0	(8) 3/4"	—	—	19.96 (44.0)	<b>4SE-3/4</b> (53151-3/4)
 <p><b>Extension Ring</b> 1-1/2" Deep, Welded Top: Two 8-32 screws Bottom: Cutout for switch or handy box</p>	1-1/2	21.0	(8) 1/2" (4) 3/4"	—	—	29.03 (64.0)	<b>4SSBE-SPL</b>
<p>Red Box Option</p>  <p><b>Extension Ring</b> 1-1/2" Deep, Drawn Top: Two 8-32 screws Bottom: Two 8-32 screws and two slide-on screws</p>	1-1/2	21.0	(8) 1/2" (4) 3/4"	—	—	29.03 (64.0)	<b>4SSBE-SPLRD</b> ①
 <p><b>Combo Extension-Thru-Ring</b> 1-1/2" Deep, Drawn Top: Two 8-32 screws Bottom: Two 8-32 screws and two slide-on screws</p>	1-1/2	21.0	(6) 1/2" (4) 3/4"	—	—	21.32 (47.0)	<b>4SES</b> (53151-1/2)
<p>Red Box Option</p>  <p><b>Combo Extension-Thru-Ring</b> 1-1/2" Deep, Drawn Top: Two 8-32 screws Bottom: Two 8-32 screws and two slide-on screws</p>	1-1/2	21.0	(6) 1/2" (4) 3/4"	—	—	21.32 (47.0)	<b>4SESRD</b> ①

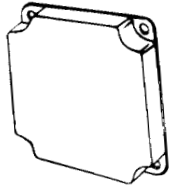

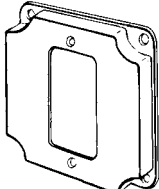
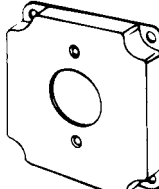
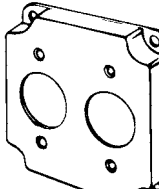
① For fire alarm circuits. Red powder coat finish.

# Outlet and Switch Boxes

## 4" Square Covers

Raised Surface Covers

**NEC:**  
Listed for Ordinary Locations

	Depth (Inches)	Wiring Cubic Inch Capacity	Description	Weight per 100 kg (lb)	Catalog Number (Universal No.)
 <p><b>1/2" Raised</b></p>	1/2	7.0	Blank	20.41 (45.0)	8360
 <p><b>1/2" Raised</b></p>	1/2	7.0	One Toggle Switch	19.96 (44.0)	8361 (52-1T)
 <p><b>1/2" Raised</b></p>	1/2	7.0	One GFCI Device	15.88 (35.0)	8362
 <p><b>1/2" Raised</b> <b>1-13/32" Opening</b></p>	1/2	7.0	One Single Flush Receptacle 1-13/32" D	18.14 (40.0)	8363
 <p><b>1/2" Raised</b> <b>1-13/32" Openings</b></p>	1/2	7.0	Two Single Flush Receptacles 1-13/32" D	17.24 (38.0)	8364

**Appleton** OZGEDNEY

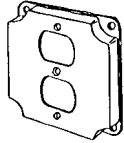
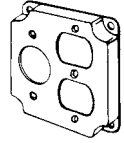
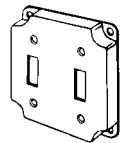
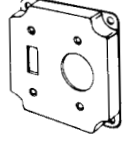
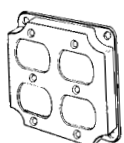
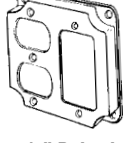
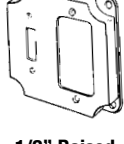
COMMERCIAL AND INDUSTRIAL FITTINGS: OUTLET BOXES, SWITCH BOXES AND COVERS

# Outlet and Switch Boxes

## 4" Square Covers

Raised Surface Covers

NEC:  
Listed for Ordinary Locations

	Depth (Inches)	Wiring Cubic Inch Capacity	Description	Weight per 100 kg (lb)	Catalog Number (Universal No.)
 1/2" Raised	1/2	7.0	One Duplex Flush Receptacle ①	16.33 (36.0)	8365N
 1/2" Raised	1/2	7.0	One Duplex Flush Receptacle ①, One Single Flush Receptacle 1-13/32" D	14.97 (33.0)	8366
 1/2" Raised	1/2	7.0	Two Toggle Switches	19.05 (42.0)	8367 (52-2T)
 1/2" Raised 1-13/32" Opening	1/2	7.0	One Toggle Switch, One Single Flush Receptacle 1-13/32" D	17.69 (39.0)	8368
 1/2" Raised	1/2	7.0	Two Duplex Flush Receptacles ①	14.97 (33.0)	8371N
 1/2" Raised	1/2	7.0	One Duplex Flush, One GFCI Device ①	14.51 (32.0)	8373N
 1/2" Raised	1/2	7.0	One Toggle Switch, One GFCI Device	17.24 (38.0)	8374

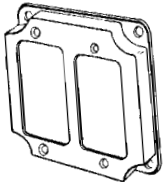

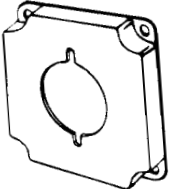
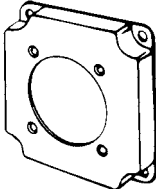
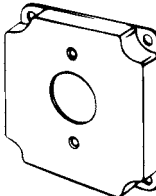
① Extra mounting screws and nuts provided.

# Outlet and Switch Boxes

## 4" Square Covers

Raised Surface Covers

**NEC:**  
Listed for Ordinary Locations

	Depth (Inches)	Wiring Cubic Inch Capacity	Description	Weight per 100 kg (lb)	Catalog Number (Universal No.)
 <p><b>1/2" Raised</b></p>	1/2	7.0	Two GFCI or Decora Switches	20.41 (45.0)	<b>8362N</b>
 <p><b>1/2" Raised</b></p>	1/2	7.0	One Toggle Switch, One Duplex Flush ①	20.41 (45.0)	<b>8375N</b>
 <p><b>1/2" Raised 2-9/64" Opening</b></p>	1/2	7.0	30-50A Single Flush Receptacle 2-9/64" D	19.96 (44.0)	<b>8377</b>
 <p><b>1/2" Raised 2-1/2" Opening</b></p>	1/2	7.0	One Single Flush Receptacle 2-1/2" D	15.88 (35.0)	<b>8378</b>
 <p><b>1/2" Raised 1-19/32" Opening</b></p>	1/2	7.0	20A Twist Lock Receptacle 1-19/32" D	18.14 (40.0)	<b>8379 (52R54)</b>


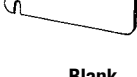
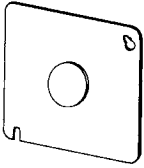

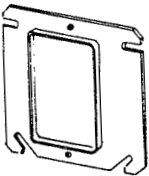
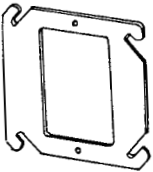
① Extra mounting screws and nuts provided.

# Outlet and Switch Boxes

## 4" Square Covers

Flat Covers and Single Device - Plaster Rings/Mud Rings

NEC:  
Listed for Ordinary Locations

	Depth (Inches)	Wiring Cubic Inch Capacity	Description	Weight per 100 kg (lb)	Catalog Number (Universal No.)
<b>Flat Covers</b>					
	Flat	—	Blank	14.51 (32.0)	<b>8465</b> (52C1)
<b>Blank</b>					
	Flat	—	Blank	14.51 (32.0)	<b>8465RD</b> ①
<b>Red Box Option</b>					
	Flat	—	1/2" KO	14.51 (32.0)	<b>8474</b> (52C6)
<b>1/2" KO</b>					
	Flat	—	Blank Plenum Box Cover Gasketed with Two Captive Screws	15.88 (35.0)	<b>8465P</b>
<b>Plenum box cover with gasket and screws</b>					
<b>Single Device</b>					
	1/4	1.5	Single Device	9.98 (22.0)	<b>8468WB</b> (52C36)
<b>1/4" Raised</b>					
	Flat	0.0	Single Device	9.53 (21.0)	<b>8468F</b> (52C-0)
<b>Flat</b>					

① For fire alarm circuits. Red powder coat finish.





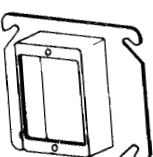


# Outlet and Switch Boxes

## 4" Square Covers

Single Device - Plaster Rings/Mud Rings

**NEC:**  
Listed for Ordinary Locations

	Depth (Inches)	Wiring Cubic Inch Capacity	Description	Weight per 100 kg (lb)	Catalog Number (Universal No.)
 <b>1/4" Raised</b>	1/4	2.0	Single Device	10.43 (23.0)	<b>8468B</b> (52C62)
 <b>1/2" Raised</b>	1/2	3.5	Single Device - Drawn	12.70 (28.0)	<b>8468A</b> (52C13)
 <b>5/8" Raised</b>	5/8	4.5	Single Device - Drawn	12.70 (28.0)	<b>8468C</b> (52C14-5/8)
 <b>3/4" Raised</b>	3/4	5.5	Single Device - Drawn	14.51 (32.0)	<b>8468</b> (52C14)
 <b>1" Raised</b>	1	7.5	Single Device - Drawn	16.33 (36.0)	<b>8466A</b> (52C15)
 <b>1-1/4" Raised</b>	1-1/4	9.5	Single Device - Drawn	18.14 (40.0)	<b>8466</b> (52C16)

**Appleton** OZGEDNEY

COMMERCIAL AND INDUSTRIAL FITTINGS: OUTLET BOXES, SWITCH BOXES AND COVERS

# Outlet and Switch Boxes

## 4" Square Covers

Single Device - Ceiling Plaster Rings/Mud Rings

NEC:  
Listed for Ordinary Locations

	Depth (Inches)	Wiring Cubic Inch Capacity	Description	Weight per 100 kg (lb)	Catalog Number (Universal No.)
 1/4" Raised	1/4	1.5	Ears 2-3/4" C to C Open	9.98 (22.0)	<b>8461E</b> (52C3-1/4)
 1/2" Raised	1/2	3.5	Ears 2-3/4" C to C Open	10.89 (24.0)	<b>8461A</b> (52C3-1/2)
 5/8" Raised	5/8	4.5	Ears 2-3/4" C to C Open	11.79 (26.0)	<b>8461</b> (52C)
 3/4" Raised	3/4	5.0	Ears 2-3/4" C to C Open	12.70 (28.0)	<b>8461B</b> (52C3-3/4)
 1" Raised	1	7.0	Ears 2-3/4" C to C Open	24.49 (54.0)	<b>8461C</b> (52C3-1)
 1-1/4" Raised	1-1/4	9.0	Ears 2-3/4" C to C Open	33.11 (73.0)	<b>8461D</b> (52C3-1-1/4)

Appleton OZGEDNEY

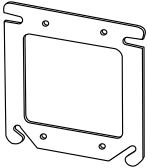


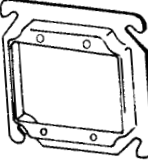
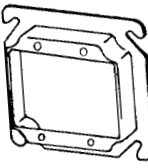
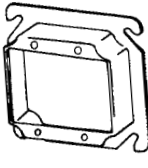
COMMERCIAL AND INDUSTRIAL FITTINGS: OUTLET BOXES, SWITCH BOXES AND COVERS

# Outlet and Switch Boxes

## 4" Square Covers

Double Device - Plaster Rings/Mud Rings

**NEC:**  
Listed for Ordinary Locations

	Depth (Inches)	Wiring Cubic Inch Capacity	Description	Weight per 100 kg (lb)	Catalog Number (Universal No.)
 Flat	Flat	0.0	Double Device	5.89 (13.0)	<b>8470F</b> (52C-00)
 1/4" Raised	1/4	3.5	Double Device	7.71 (17.0)	<b>8470WB</b> (52C37)
 1/4" Raised	1/4	3.0	Double Device	5.89 (13.0)	<b>8470B</b> (52C20)
 1/2" Raised	1/2	6.0	Double Device	9.07 (20.0)	<b>8470A</b> (52C17)
 5/8" Raised	5/8	8.0	Double Device	9.98 (22.0)	<b>8470C</b> (52C185/8)
 3/4" Raised	3/4	9.0	Double Device	10.89 (24.0)	<b>8470</b> (52C18)

**Appleton** OZGEDNEY

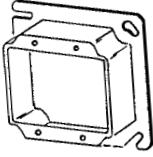
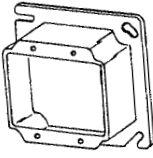
COMMERCIAL AND INDUSTRIAL FITTINGS: OUTLET BOXES, SWITCH BOXES AND COVERS

# Outlet and Switch Boxes

## 4" Square Covers

Double Device - Plaster Rings/Mud Rings

**NEC:**  
Listed for Ordinary Locations

	Depth (Inches)	Wiring Cubic Inch Capacity	Description	Weight per 100 kg (lb)	Catalog Number (Universal No.)
	1	12.0	Double Device	13.61 (30.0)	<b>8469A</b> (52C19)
<b>1" Raised</b>					
	1-1/4	15.0	Double Device	18.14 (40.0)	<b>8469B</b> (52C21)
<b>1-1/4" Raised</b>					

Appleton OZGEDNEY

COMMERCIAL AND INDUSTRIAL FITTINGS: OUTLET BOXES, SWITCH BOXES AND COVERS

# Outlet and Switch Boxes

## 4" Square Tile Covers

Single Device - Plaster Rings/Mud Rings

**NEC:**  
Listed for Ordinary Locations

	Depth (Inches)	Wiring Cubic Inch Capacity	Description	Weight per 100 kg (lb)	Catalog Number (Universal No.)
 Flat	1/2	3.5	Single Device	13.61 (30.0)	<b>846-50</b> (52C49-1/2)
 1/4" Raised	3/4	5.8	Single Device	15.88 (35.0)	<b>846-75</b> (52C49-3/4)
 1/4" Raised	1	7.5	Single Device	18.14 (40.0)	<b>846-100</b> (52C49-1)
 1/2" Raised	1-1/4	9.3	Single Device	20.87 (46.0)	<b>846-125</b> (52C49-1-1/4)
 5/8" Raised	1-1/2	11	Single Device	23.59 (52.0)	<b>846-150</b> (52C50-1-1/2)
 3/4" Raised	2	14.8	Single Device	29.03 (64.0)	<b>846-200</b> (52C51-2)

# Outlet and Switch Boxes

## 4" Square Tile Covers

Double Device - Plaster Rings/Mud Rings

NEC:  
Listed for Ordinary Locations

	Depth (Inches)	Wiring Cubic Inch Capacity	Description	Weight per 100 kg (lb)	Catalog Number (Universal No.)
 <b>1/2" Raised</b>	1/2	3.5	Single Device	13.61 (30.0)	<b>847-50</b> (52C52-1/2)
 <b>3/4" Raised</b>	3/4	5.8	Single Device	15.88 (35.0)	<b>847-75</b> (52C52-3/4)
 <b>1" Raised</b>	1	7.5	Single Device	18.14 (40.0)	<b>847-100</b> (52C5-1)
 <b>1-1/4" Raised</b>	1-1/4	9.3	Single Device	20.87 (46.0)	<b>847-125</b> (52C52-1-1/4)
 <b>1-1/2" Raised</b>	1-1/2	11	Single Device	23.59 (52.0)	<b>847-150</b> (52C53-1-1/2)
 <b>2" Raised</b>	2	14.8	Single Device	29.03 (64.0)	<b>847-200</b> (52C54-2)

Appleton OZGEDNEY


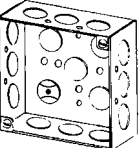


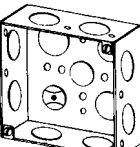

COMMERCIAL AND INDUSTRIAL FITTINGS: OUTLET BOXES, SWITCH BOXES AND COVERS

# Outlet and Switch Boxes

## 4" Square Boxes - 1-1/2" Deep

With Knockouts

**NEC:**  
Listed for Ordinary Locations

	Depth (Inches)	Wiring Cubic Inch Capacity	Knockout Description			Weight per 100 kg (lb)	Catalog Number (Universal No.)
			Sides	Ends	Bottom		
 <b>1-1/4" Deep, Drawn</b>	1-1/4	18.0	(10) 1/2"	—	(5) 1/2"	27.67 (61.0)	<b>4SL-1/2</b> (52141-1/2)
 <b>1-1/2" Deep, Welded</b>	1-1/2	21.0	(12) 1/2"	—	(4) 1/2"	33.11 (73.0)	<b>4S-1/2</b> (52151-1/2)
 <b>1-1/2" Deep, Welded</b>	1-1/2	21.0	(12) 1/2"	—	(4) 1/2"	33.11 (73.0)	<b>4S-1/2RD</b> ①
 <b>1-1/2" Deep, Drawn</b>	1-1/2	21.0	(12) 1/2"	—	(5) 1/2"	33.11 (73.0)	<b>4S1/2-DR</b> (52151-1/2)
 <b>1-1/2" Deep, Welded</b>	1-1/2	21.0	(8) 3/4"	—	(2) 1/2" (2) 3/4"	30.39 (67.0)	<b>4S-3/4</b> (52151-3/4)
 <b>1-1/2" Deep, Drawn</b>	1-1/2	21.0	(8) 3/4"	—	(2) 1/2" (2) 3/4"	30.39 (67.0)	<b>4S3/4-DR</b> (52151-3/4)

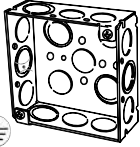
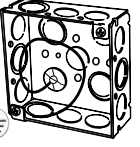
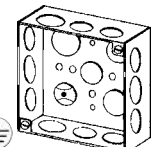
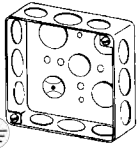
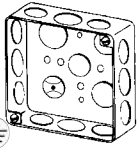

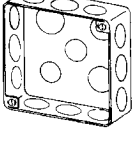
① For fire alarm circuits. Red powder coat finish.

# Outlet and Switch Boxes

## 4" Square Boxes - 1-1/2" Deep

With Knockouts

NEC:  
Listed for Ordinary Locations

	Depth (Inches)	Wiring Cubic Inch Capacity	Knockout Description			Weight per 100 kg (lb)	Catalog Number (Universal No.)
			Sides	Ends	Bottom		
 1-1/2" Deep, Welded	1-1/2	21.0	(8) 1/2" (4) Eccentric KO	—	(2) 1/2" (2) Eccentric KO	32.66 (72.0)	<b>4SEK</b>
 1-1/2" Deep, Welded	1-1/2	21.0	(8) 1/2" (4) Eccentric KO	—	(2) 1/2" (2) Eccentric KO	32.66 (72.0)	<b>4SEKP</b> ①
 1-1/2" Deep, Welded	1-1/2	21.0	(8) 1/2" (4) 3/4"	—	(2) 1/2" (2) 3/4"	33.11 (73.0)	<b>4S-SPL</b> (52151-SPL)
 1-1/2" Deep, Drawn	1-1/2	21.0	(8) 1/2" (4) 3/4"	—	(2) 1/2" (2) 3/4"	33.11 (73.0)	<b>4S-SPL-DR</b> (52151-SPL)
 1-1/2" Deep, Drawn	1-1/2	21.0	(8) 1/2" (4) 3/4"	—	(3) 1/2" (2) 3/4"	33.11 (73.0)	<b>4S-SPL-DRRD</b> ②
 1-1/2" Deep, Drawn	1-1/2	21.0	(8) 1/2" (4) 3/4"	—	(3) 1/2" (2) 1/2"	33.11 (73.0)	<b>4S-SPL-DRP</b> ①
 Plenum Box; 1-1/2" Deep, Drawn; Without any holes and with reset knockouts (Screws supplied with cover, Catalog number 8465P)	1-1/2	21.0	(8) 1/2" (4) 3/4"	—	(3) 1/2" (2) 3/4"	31.75 (70.0)	<b>4SP</b>

① Provided with green ground screw and 10" long No. 12 AWG solid, insulated green ground wire.

② For fire alarm circuits. Red powder coat finish.

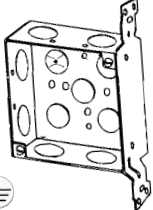
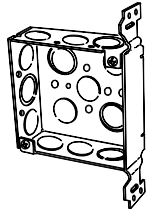
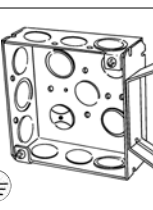
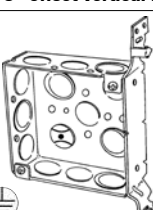

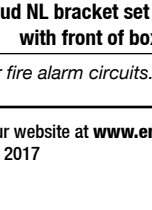


# Outlet and Switch Boxes

## 4" Square Boxes - 1-1/2" Deep

With Knockouts

**NEC:**  
Listed for Ordinary Locations

	Depth (Inches)	Wiring Cubic Inch Capacity	Knockout Description			Weight per 100 kg (lb)	Catalog Number (Universal No.)
			Sides	Ends	Bottom		
 <b>1-1/2" Deep, Welded; Plain vertical bracket</b>	1-1/2	21.0	(6) 3/4"	—	(2) 1/2" (2) 3/4"	36.74 (81.0)	<b>4SVB3/4PL</b> (52151-V-3/4)
 <b>1-1/2" Deep, Welded; Plain vertical bracket</b>	1-1/2	21.0	(6) 1/2" (3) Eccentric KO	—	(2) 1/2" (2) Eccentric KO	36.74 (81.0)	<b>4SVB-EK-PL</b>
 <b>1-1/2" Deep, Welded; Plain vertical bracket</b>	1-1/2	21.0	(6) 1/2" (3) Eccentric KO	—	(2) 1/2" (2) Eccentric KO	36.74 (81.0)	<b>4SVB-EK-PLRD</b> ①
 <b>1-1/2" Deep, Welded; 1-3/8" offset vertical bracket</b>	1-1/2	21.0	(6) 1/2" (3) Eccentric KO	—	(2) 1/2" (2) Eccentric KO	40.37 (89.0)	<b>4SOB-EK</b>
 <b>1-1/2" Deep, Welded; Vertical bracket with barbed hooks</b>	1-1/2	21.0	(6) 1/2" (3) Eccentric KO	—	(2) 1/2" (2) Eccentric KO	37.19 (82.0)	<b>4SAB-EK</b>
 <b>1-1/2" Deep, Welded; Stud NL bracket set flush with front of box</b>	1-1/2	21.0	(6) 1/2" (3) Eccentric KO	—	(2) 1/2" (2) Eccentric KO	35.38 (78.0)	<b>4SB-EK</b> (52151-B-1/2)

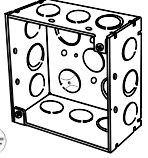



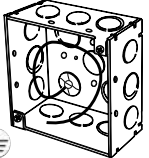

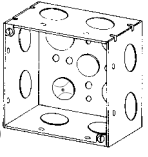

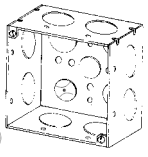

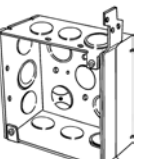

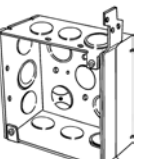
① For fire alarm circuits. Red powder coat finish.

# Outlet and Switch Boxes

## 4" Square Boxes - 2-1/8" Deep

With Knockouts

NEC:  
Listed for Ordinary Locations

	Depth (Inches)	Wiring Cubic Inch Capacity	Knockout Description			Weight per 100 kg (lb)	Catalog Number (Universal No.)
			Sides	Ends	Bottom		
	2-1/8	30.3	(8) 1/2" (4) Eccentric KO	—	(2) 1/2" (2) Eccentric KO	37.19 (82.0)	<b>4SD-EK</b>
  Red Box Option	2-1/8	30.3	(8) 1/2" (4) Eccentric KO	—	(2) 1/2" (2) Eccentric KO	37.19 (82.0)	<b>4SD-EKRD</b> ①
<b>2-1/8" Deep, Welded</b>							
 	2-1/8	30.3	(8) 1/2" (4) Eccentric KO	—	(2) 1/2" (2) Eccentric KO	37.19 (82.0)	<b>4SD-EKP</b> ②
<b>2-1/8" Deep, Welded</b>							
 	2-1/8	30.3	(8) 3/4"	—	(3) 1/2" (2) 3/4"	38.10 (84.0)	<b>4SD-3/4</b> (52171-3/4)
<b>2-1/8" Deep, Welded</b>							
 	2-1/8	30.3	(8) 1"	—	(3) 1/2" (2) 3/4"	38.10 (84.0)	<b>4SD-1</b> (52171-1)
<b>2-1/8" Deep, Welded</b>							
 	2-1/8	30.3	(6) 1/2" (3) Eccentric KO	—	(2) 1/2" (2) Eccentric KO	47.17 (104.0)	<b>4SDVB-EK-PL</b>
 	2-1/8	30.3	(6) 1/2" (3) Eccentric KO	—	(2) 1/2" (2) Eccentric KO	47.17 (104.0)	<b>4SDVB-EK-PLRD</b> ①
<b>2-1/8" Deep, Welded; Plain vertical bracket; Set flush with front of box</b>							

① For fire alarm circuits. Red powder coat finish.

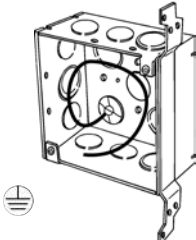
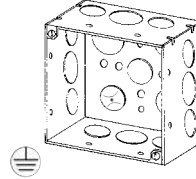

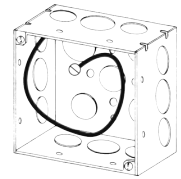
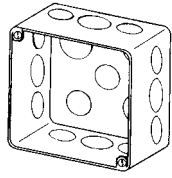
② Provided with green ground screw and 10" long No. 12 AWG solid, insulated green ground wire.

# Outlet and Switch Boxes

## 4" Square Boxes - 2-1/8" Deep

With Knockouts

**NEC:**  
Listed for Ordinary Locations

	Depth (Inches)	Wiring Cubic Inch Capacity	Knockout Description			Weight per 100 kg (lb)	Catalog Number (Universal No.)
			Sides	Ends	Bottom		
 <p><b>2-1/8" Deep, Welded; Plain vertical bracket; Set flush with front of box</b></p>	2-1/8	30.3	(6) 1/2" (3) Eccentric KO	—	(2) 1/2" (2) Eccentric KO	47.17 (104.0)	<b>4SDVB-EK-PLP</b> ①
 <p><b>2-1/8" Deep, Welded</b></p>	2-1/8	30.3	(8) 1/2" (4) 3/4"	—	(3) 1/2" (2) 3/4"	38.56 (85.0)	<b>4SD-SPL</b> (52171-SPL)
 <p><b>Red Box Option</b></p>	2-1/8	30.3	(8) 1/2" (4) 3/4"	—	(3) 1/2" (2) 3/4"	38.56 (85.0)	<b>4SD-SPLRD</b> ②
 <p><b>2-1/8" Deep, Welded</b></p>	2-1/8	30.3	(8) 1/2" (4) 3/4"	—	(3) 1/2" (2) 3/4"	38.56 (85.0)	<b>4SD-SPLP</b> ①
 <p><b>Plenum Box, 2-1/8" Deep, Drawn; Without any holes and with reset knockouts (Screws supplied with cover, catalog number 8465P)</b></p>	2-1/8	30.3	(8) 1/2" (4) 3/4"	—	(3) 1/2" (2) 3/4"	38.10 (84.0)	<b>4SPD</b>

① Provided with green ground screw and 10" long No. 12 AWG solid, insulated green ground wire.

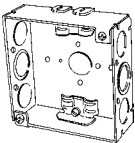
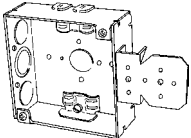
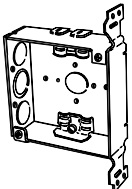
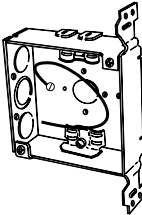
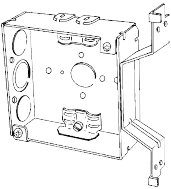
② For fire alarm circuits. Red powder coat finish.

# Outlet and Switch Boxes

## 4" Square Boxes

With Nonmetallic Sheathed Cable Clamps

NEC:  
Listed for Ordinary Locations

	Depth (Inches)	Wiring Cubic Inch Capacity	Type Clamp	Knockout Description			Weight per 100 kg (lb)	Catalog Number (Universal No.)
				Sides	Ends	Bottom		
 <p><b>1-1/2" Deep, Welded Nail holes</b></p>	1-1/2	21.0	CL-26	(4) 1/2" (2) Eccentric KO	(4) 2 1/32"	(1) 1/2"	33.57 (74.0)	<b>4SR-EK</b>
 <p><b>1-1/2" Deep, Welded; Stud NL Bracket set flush with front of box</b></p>	1-1/2	21.0	CL-26	(2) 1/2" (1) Eccentric KO	(4) 2 1/32"	(1) 1/2"	39.92 (88.0)	<b>4SRB-EK</b>
 <p><b>1-1/2" Deep, Welded; 1-3/8" offset vertical bracket; Set flush with front of box</b></p>	1-1/2	21.0	CL-26	(2) 1/2" (1) Eccentric KO	(4) 2 1/32"	(1) 1/2"	38.10 (84.0)	<b>4SRVB-EK-PL</b>
 <p><b>1-1/2" Deep, Welded; Plain vertical bracket</b></p> <p>With Green Ground Wire</p>	1-1/2	21.0	CL-26	(2) 1/2"	(4) 2 1/32"	(1) 1/2"	38.10 (84.0)	<b>4SRVB-EK-PLP</b> ①
 <p><b>1-1/2" Deep, Welded; 1-3/8" offset vertical bracket; Set flush with front of box</b></p>	1-1/2	21.0	CL-26	(2) 1/2" (1) Eccentric KO	(4) 2 1/32"	(1) 1/2"	42.64 (94.0)	<b>4SROB-EK</b>

① Provided with green ground screw and 10" long No. 12 AWG solid, insulated green ground wire.

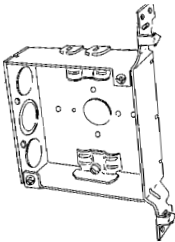
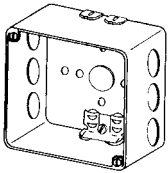
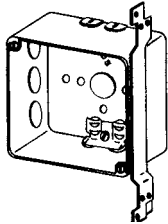
# Outlet and Switch Boxes

## 4" Square Boxes

With Nonmetallic Sheathed Cable Clamps

NEC:

Listed for Ordinary Locations

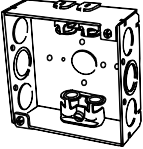

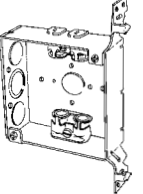
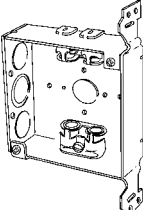
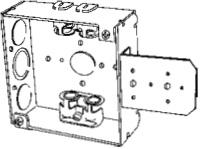
	Depth (Inches)	Wiring Cubic Inch Capacity	Type Clamp	Knockout Description			Weight per 100 kg (lb)	Catalog Number (Universal No.)
				Sides	Ends	Bottom		
 <p><b>1-1/8" Deep, Welded; Vertical bracket with barbed hooks</b></p>	1-1/2	21.0	CL-26	(2) 1/2" (1) Eccentric KO	(4) 21/32"	(1) 1/2"	39.92 (88.0)	4SRAB-EK
 <p><b>2-1/8" Deep, Drawn Nail holes</b></p>	2-1/8	30.3	CL-26	(6) 1/2"	(4) 21/32"	(1) 1/2"	40.82 (90.0)	4SRD
 <p><b>2-1/8" Deep, Drawn; Plain vertical bracket flush with front of box</b></p>	2-1/8	30.3	CL-26	(3) 1/2"	(4) 21/32"	(1) 1/2"	45.36 (100.0)	4SRDVB-PL

# Outlet and Switch Boxes

## 4" Square Boxes

With Armored Cable (AC)/Metal Clad Cable (MCI, MCI-A, MCC)/ Flexible Metal Conduit Clamps

NEC:  
Listed for Ordinary Locations

	Depth (Inches)	Wiring Cubic Inch Capacity	Type Clamp	Knockout Description			Weight per 100 kg (lb)	Catalog Number (Universal No.)
				Sides	Ends	Bottom		
 <b>1-1/2" Deep, Welded</b>	1-1/2	21.0	CL-13	(4) 1/2" (2) Eccentric KO	(4) 21/32"	(1) 1/2"	45.36 (100.0)	<b>4SX-EK</b> (52151VB)
 <b>1-1/2" Deep, Welded</b> With Green Ground Wire	1-1/2	21.0	CL-13	(4) 1/2" (2) Eccentric KO	(4) 21/32"	(1) 1/2"	45.36 (100.0)	<b>4SX-EKP</b> ①
 <b>1-1/2" Deep, Welded; Vertical bracket with barbed hooks</b>	1-1/2	21.0	CL-13	(2) 1/2" (1) Eccentric KO	(4) 21/32"	(1) 1/2"	45.36 (100.0)	<b>4SXAB-EK</b> (52151VB)
 <b>1-1/2" Deep, Welded; Plain vertical bracket</b>	1-1/2	21.0	CL-13	(2) 1/2" (1) Eccentric KO	(4) 21/32"	(1) 1/2"	51.71 (114.0)	<b>4SXVB-EK-PL</b>
 <b>1-1/2" Deep, Welded; Plain NL bracket set flush with front of box</b>	1-1/2	21.0	CL-13	(2) 1/2" (1) Eccentric KO	(4) 21/32"	(1) 1/2"	52.62 (116.0)	<b>4SXB-EK-PL</b>

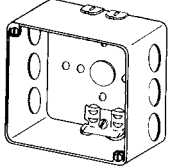
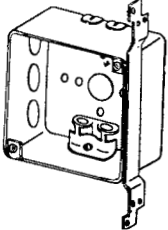
① Provided with green ground screw and 10" long No. 12 AWG solid, insulated green ground wire.

# Outlet and Switch Boxes

## 4" Square Boxes

With Armored Cable (AC)/Metal Clad Cable (MCI, MCI-A, MCC)/ Flexible Metal Conduit Clamps

**NEC:**  
Listed for Ordinary Locations

	Depth (Inches)	Wiring Cubic Inch Capacity	Type Clamp	Knockout Description			Weight per 100 kg (lb)	Catalog Number (Universal No.)
				Sides	Ends	Bottom		
 <p><b>2-1/8" Deep, Drawn</b></p>	2-1/8	30.3	CL-13	(6) 1/2"	(4) 21/32"	(1) 1/2"	45.36 (100.0)	<b>4SX</b>
 <p><b>2-1/8" Deep, Drawn; Plain vertical bracket; Set flush with front of box</b></p>	2-1/8	30.3	CL-13	(3) 1/2"	(4) 21/32"	(1) 1/2"	51.71 (114.0)	<b>4SXDV-B-PL</b>

**Appleton** OZGEDNEY

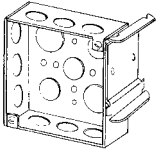
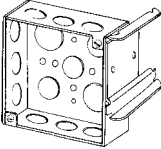
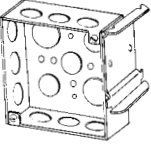
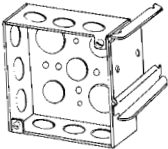
COMMERCIAL AND INDUSTRIAL FITTINGS: OUTLET BOXES, SWITCH BOXES AND COVERS

# Outlet and Switch Boxes

## 4" Square Boxes with Snap-In Brackets

For 2-1/2" and 3-5/8" Metal Studs

**NEC:**  
Listed for Ordinary Locations

	Depth (Inches)	Wiring Cubic Inch Capacity	Stud Size (Inches)	Type Clamp	Knockout Description			Weight per 100 kg (lb)	Catalog Number (Universal No.)
					Sides	Ends	Bottom		
 <b>1-1/2" Deep, Welded;</b> <b>For 2-1/2" metal stud</b>	1-1/2	2-1/2	21.0	—	(9) 1/2"	—	(5) 1/2"	41.73 (92.0)	<b>4S1/2-SB2-1/2</b>
 <b>1-1/2" Deep, Welded;</b> <b>For 3-5/8" metal stud</b>	1-1/2	3-5/8	21.0	—	(9) 1/2"	—	(5) 1/2"	46.27 (102.0)	<b>4S1/2-SB3-5/8</b>
 <b>1-1/2" Deep, Welded;</b> <b>For 2-1/2" metal stud</b>	1-1/2	2-1/2	21.0	—	(6) 1/2" (3) 3/4"	—	(3) 1/2" (2) 3/4"	41.73 (92.0)	<b>4S-SPL-SB2-1/2</b>
 <b>1-1/2" Deep, Welded;</b> <b>For 3-5/8" metal stud</b>	1-1/2	3-5/8	21.0	—	(6) 1/2" (3) 3/4"	—	(3) 1/2" (2) 3/4"	46.27 (102.0)	<b>4S-SPL-SB3-5/8</b>

**Appleton** OZGEDNEY

COMMERCIAL AND INDUSTRIAL FITTINGS: OUTLET BOXES, SWITCH BOXES AND COVERS

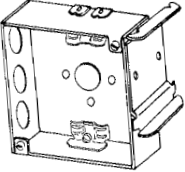
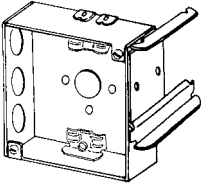
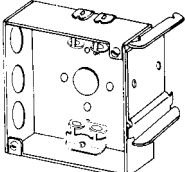
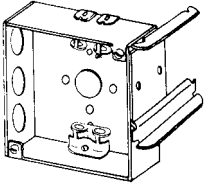


# Outlet and Switch Boxes

## 4" Square Boxes with Snap-In Brackets

For 2-1/2" and 3-5/8" Metal Studs

**NEC:**  
Listed for Ordinary Locations

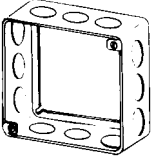
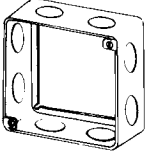
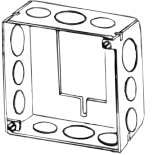
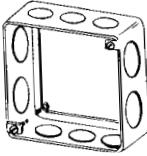
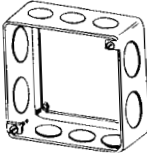
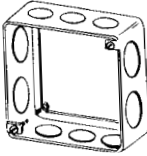
	Depth (Inches)	Stud Size (Inches)	Wiring Cubic Inch Capacity	Type Clamp	Knockout Description			Weight per 100 kg (lb)	Catalog Number (Universal No.)
					Sides	Ends	Bottom		
<b>With Nonmetallic Sheathed Cable Clamps</b>									
	1-1/2	2-1/2	21.0	CL-26	(3) 1/2"	(4) 21/32"	(1) 1/2"	42.18 (93.0)	4SR-SB2-1/2
<b>1-1/2" Deep, Welded For 2-1/2" metal stud</b>									
	1-1/2	3-5/8	21.0	CL-26	(3) 1/2"	(4) 21/32"	(1) 1/2"	46.72 (103.0)	4SR-SB3-5/8
<b>1-1/2" Deep, Welded For 3-5/8" metal stud</b>									
<b>With Armored Cable (AC)/Metal Clad Cable (MCI, MCI-A, MCC) Clamps</b>									
	1-1/2	2-1/2	21.0	CL-13	(3) 1/2"	(4) 21/32"	(1) 1/2"	53.98 (119.0)	4SX-SB2-1/2
<b>1-1/2" Deep, Welded For 2-1/2" metal stud</b>									
	1-1/2	3-5/8	21.0	CL-13	(3) 1/2"	(4) 21/32"	(1) 1/2"	58.51 (129.0)	4SX-SB3-5/8
<b>1-1/2" Deep, Welded For 3-5/8" metal stud</b>									

# Outlet and Switch Boxes

## 4" Square Box Extension Rings and Thru-Ring

With Knockouts

NEC:  
Listed for Ordinary Locations

	Depth (Inches)	Wiring Cubic Inch Capacity	Knockout Description			Weight per 100 kg (lb)	Catalog Number (Universal No.)
			Sides	Ends	Bottom		
 <p><b>Extension Ring</b> 1-1/2" Deep, Drawn Top: Two 8-32 screws Bottom: Two slide-on slots</p>	1-1/2	21.0	(12) 1/2"	—	—	19.96 (44.0)	<b>4SE-1/2</b>
 <p><b>Extension Ring</b> 1-1/2" Deep, Drawn Top: Two 8-32 screws Bottom: Two slide-on slots</p>	1-1/2	21.0	(8) 3/4"	—	—	19.96 (44.0)	<b>4SE-3/4</b> (53151-3/4)
 <p><b>Extension Ring</b> 1-1/2" Deep, Welded Top: Two 8-32 screws Bottom: Cutout for switch or handy box</p>	1-1/2	21.0	(8) 1/2" (4) 3/4"	—	—	29.03 (64.0)	<b>4SSBE-SPL</b>
<p>Red Box Option</p>  <p><b>Extension Ring</b> 1-1/2" Deep, Drawn Top: Two 8-32 screws Bottom: Two slide-on screws and two slide-on screws</p>	1-1/2	21.0	(8) 1/2" (4) 3/4"	—	—	29.03 (64.0)	<b>4SSBE-SPLRD</b> ①
 <p><b>Combo Extension-Thru-Ring</b> 1-1/2" Deep, Drawn Top: Two 8-32 screws Bottom: Two 8-32 screws and two slide-on screws</p>	1-1/2	21.0	(6) 1/2" (4) 3/4"	—	—	21.32 (47.0)	<b>4SES</b> (53151-1/2)
<p>Red Box Option</p>  <p><b>Combo Extension-Thru-Ring</b> 1-1/2" Deep, Drawn Top: Two 8-32 screws Bottom: Two 8-32 screws and two slide-on screws</p>	1-1/2	21.0	(6) 1/2" (4) 3/4"	—	—	21.32 (47.0)	<b>4SESRD</b> ①

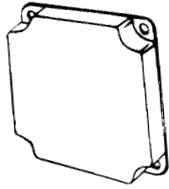

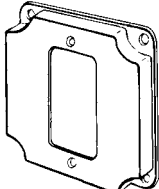
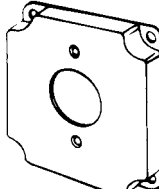
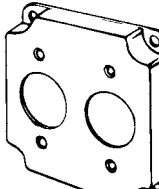
① For fire alarm circuits. Red powder coat finish.

# Outlet and Switch Boxes

## 4" Square Covers

Raised Surface Covers

**NEC:**  
Listed for Ordinary Locations

	Depth (Inches)	Wiring Cubic Inch Capacity	Description	Weight per 100 kg (lb)	Catalog Number (Universal No.)
 <p><b>1/2" Raised</b></p>	1/2	7.0	Blank	20.41 (45.0)	8360
 <p><b>1/2" Raised</b></p>	1/2	7.0	One Toggle Switch	19.96 (44.0)	8361 (52-1T)
 <p><b>1/2" Raised</b></p>	1/2	7.0	One GFCI Device	15.88 (35.0)	8362
 <p><b>1/2" Raised</b> <b>1-13/32" Opening</b></p>	1/2	7.0	One Single Flush Receptacle 1-13/32" D	18.14 (40.0)	8363
 <p><b>1/2" Raised</b> <b>1-13/32" Openings</b></p>	1/2	7.0	Two Single Flush Receptacles 1-13/32" D	17.24 (38.0)	8364

**Appleton** OZGEDNEY

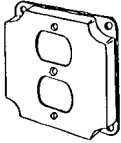
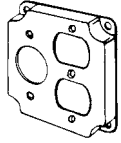
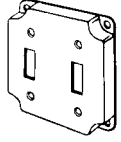
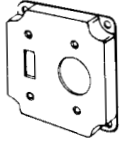
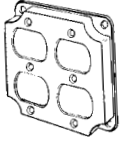
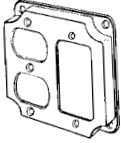
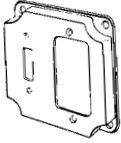
COMMERCIAL AND INDUSTRIAL FITTINGS: OUTLET BOXES, SWITCH BOXES AND COVERS

# Outlet and Switch Boxes

## 4" Square Covers

Raised Surface Covers

NEC:  
Listed for Ordinary Locations

	Depth (Inches)	Wiring Cubic Inch Capacity	Description	Weight per 100 kg (lb)	Catalog Number (Universal No.)
 1/2" Raised	1/2	7.0	One Duplex Flush Receptacle ①	16.33 (36.0)	8365N
 1/2" Raised	1/2	7.0	One Duplex Flush Receptacle ①, One Single Flush Receptacle 1-13/32" D	14.97 (33.0)	8366
 1/2" Raised	1/2	7.0	Two Toggle Switches	19.05 (42.0)	8367 (52-2T)
 1/2" Raised 1-13/32" Opening	1/2	7.0	One Toggle Switch, One Single Flush Receptacle 1-13/32" D	17.69 (39.0)	8368
 1/2" Raised	1/2	7.0	Two Duplex Flush Receptacles ①	14.97 (33.0)	8371N
 1/2" Raised	1/2	7.0	One Duplex Flush, One GFCI Device ①	14.51 (32.0)	8373N
 1/2" Raised	1/2	7.0	One Toggle Switch, One GFCI Device	17.24 (38.0)	8374

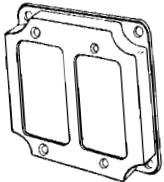

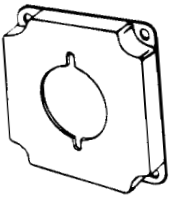
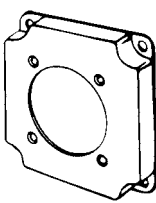
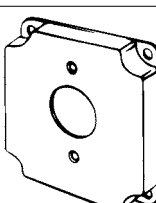
① Extra mounting screws and nuts provided.

# Outlet and Switch Boxes

## 4" Square Covers

Raised Surface Covers

**NEC:**  
Listed for Ordinary Locations

	Depth (Inches)	Wiring Cubic Inch Capacity	Description	Weight per 100 kg (lb)	Catalog Number (Universal No.)
 <p><b>1/2" Raised</b></p>	1/2	7.0	Two GFCI or Decora Switches	20.41 (45.0)	<b>8362N</b>
 <p><b>1/2" Raised</b></p>	1/2	7.0	One Toggle Switch, One Duplex Flush ①	20.41 (45.0)	<b>8375N</b>
 <p><b>1/2" Raised 2-9/64" Opening</b></p>	1/2	7.0	30-50A Single Flush Receptacle 2-9/64" D	19.96 (44.0)	<b>8377</b>
 <p><b>1/2" Raised 2-1/2" Opening</b></p>	1/2	7.0	One Single Flush Receptacle 2-1/2" D	15.88 (35.0)	<b>8378</b>
 <p><b>1/2" Raised 1-19/32" Opening</b></p>	1/2	7.0	20A Twist Lock Receptacle 1-19/32" D	18.14 (40.0)	<b>8379 (52R54)</b>


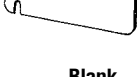
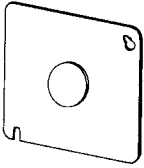

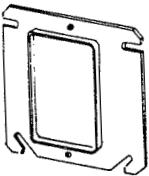
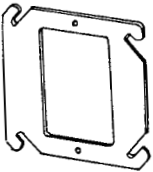
① Extra mounting screws and nuts provided.

# Outlet and Switch Boxes

## 4" Square Covers

Flat Covers and Single Device - Plaster Rings/Mud Rings

NEC:  
Listed for Ordinary Locations

	Depth (Inches)	Wiring Cubic Inch Capacity	Description	Weight per 100 kg (lb)	Catalog Number (Universal No.)
<b>Flat Covers</b>					
	Flat	—	Blank	14.51 (32.0)	<b>8465</b> (52C1)
<b>Blank</b>					
	Flat	—	Blank	14.51 (32.0)	<b>8465RD</b> ①
<b>Red Box Option</b>					
	Flat	—	1/2" KO	14.51 (32.0)	<b>8474</b> (52C6)
<b>1/2" KO</b>					
	Flat	—	Blank Plenum Box Cover Gasketed with Two Captive Screws	15.88 (35.0)	<b>8465P</b>
<b>Plenum box cover with gasket and screws</b>					
<b>Single Device</b>					
	1/4	1.5	Single Device	9.98 (22.0)	<b>8468WB</b> (52C36)
<b>1/4" Raised</b>					
	Flat	0.0	Single Device	9.53 (21.0)	<b>8468F</b> (52C-0)
<b>Flat</b>					




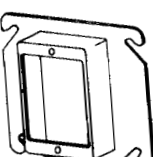
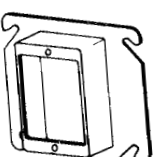
① For fire alarm circuits. Red powder coat finish.

# Outlet and Switch Boxes

## 4" Square Covers

Single Device - Plaster Rings/Mud Rings

NEC:  
Listed for Ordinary Locations

	Depth (Inches)	Wiring Cubic Inch Capacity	Description	Weight per 100 kg (lb)	Catalog Number (Universal No.)
 <b>1/4" Raised</b>	1/4	2.0	Single Device	10.43 (23.0)	<b>8468B</b> (52C62)
 <b>1/2" Raised</b>	1/2	3.5	Single Device - Drawn	12.70 (28.0)	<b>8468A</b> (52C13)
 <b>5/8" Raised</b>	5/8	4.5	Single Device - Drawn	12.70 (28.0)	<b>8468C</b> (52C14-5/8)
 <b>3/4" Raised</b>	3/4	5.5	Single Device - Drawn	14.51 (32.0)	<b>8468</b> (52C14)
 <b>1" Raised</b>	1	7.5	Single Device - Drawn	16.33 (36.0)	<b>8466A</b> (52C15)
 <b>1-1/4" Raised</b>	1-1/4	9.5	Single Device - Drawn	18.14 (40.0)	<b>8466</b> (52C16)

# Outlet and Switch Boxes

## 4" Square Covers

Single Device - Ceiling Plaster Rings/Mud Rings

NEC:  
Listed for Ordinary Locations

	Depth (Inches)	Wiring Cubic Inch Capacity	Description	Weight per 100 kg (lb)	Catalog Number (Universal No.)
 1/4" Raised	1/4	1.5	Ears 2-3/4" C to C Open	9.98 (22.0)	<b>8461E</b> (52C3-1/4)
 1/2" Raised	1/2	3.5	Ears 2-3/4" C to C Open	10.89 (24.0)	<b>8461A</b> (52C3-1/2)
 5/8" Raised	5/8	4.5	Ears 2-3/4" C to C Open	11.79 (26.0)	<b>8461</b> (52C)
 3/4" Raised	3/4	5.0	Ears 2-3/4" C to C Open	12.70 (28.0)	<b>8461B</b> (52C3-3/4)
 1" Raised	1	7.0	Ears 2-3/4" C to C Open	24.49 (54.0)	<b>8461C</b> (52C3-1)
 1-1/4" Raised	1-1/4	9.0	Ears 2-3/4" C to C Open	33.11 (73.0)	<b>8461D</b> (52C3-1-1/4)

© Appleton OZGEDNEY

COMMERCIAL AND INDUSTRIAL FITTINGS: OUTLET BOXES, SWITCH BOXES AND COVERS

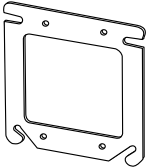


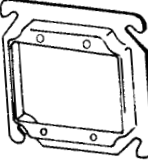
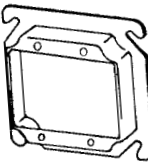
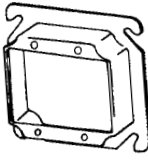


# Outlet and Switch Boxes

## 4" Square Covers

Double Device - Plaster Rings/Mud Rings

**NEC:**  
Listed for Ordinary Locations

	Depth (Inches)	Wiring Cubic Inch Capacity	Description	Weight per 100 kg (lb)	Catalog Number (Universal No.)
 Flat	Flat	0.0	Double Device	5.89 (13.0)	<b>8470F</b> (52C-00)
 1/4" Raised	1/4	3.5	Double Device	7.71 (17.0)	<b>8470WB</b> (52C37)
 1/4" Raised	1/4	3.0	Double Device	5.89 (13.0)	<b>8470B</b> (52C20)
 1/2" Raised	1/2	6.0	Double Device	9.07 (20.0)	<b>8470A</b> (52C17)
 5/8" Raised	5/8	8.0	Double Device	9.98 (22.0)	<b>8470C</b> (52C185/8)
 3/4" Raised	3/4	9.0	Double Device	10.89 (24.0)	<b>8470</b> (52C18)

**Appleton** OZGEDNEY

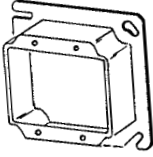
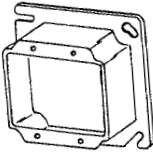
COMMERCIAL AND INDUSTRIAL FITTINGS: OUTLET BOXES, SWITCH BOXES AND COVERS

# Outlet and Switch Boxes

## 4" Square Covers

Double Device - Plaster Rings/Mud Rings

**NEC:**  
Listed for Ordinary Locations

	Depth (Inches)	Wiring Cubic Inch Capacity	Description	Weight per 100 kg (lb)	Catalog Number (Universal No.)
 <p><b>1" Raised</b></p>	1	12.0	Double Device	13.61 (30.0)	<b>8469A</b> (52C19)
 <p><b>1-1/4" Raised</b></p>	1-1/4	15.0	Double Device	18.14 (40.0)	<b>8469B</b> (52C21)


**Appleton** OZGEDNEY

COMMERCIAL AND INDUSTRIAL FITTINGS: OUTLET BOXES, SWITCH BOXES AND COVERS

# Outlet and Switch Boxes

## 4" Square Tile Covers

Single Device - Plaster Rings/Mud Rings

**NEC:**  
Listed for Ordinary Locations

	Depth (Inches)	Wiring Cubic Inch Capacity	Description	Weight per 100 kg (lb)	Catalog Number (Universal No.)
 Flat	1/2	3.5	Single Device	13.61 (30.0)	<b>846-50</b> (52C49-1/2)
 1/4" Raised	3/4	5.8	Single Device	15.88 (35.0)	<b>846-75</b> (52C49-3/4)
 1/4" Raised	1	7.5	Single Device	18.14 (40.0)	<b>846-100</b> (52C49-1)
 1/2" Raised	1-1/4	9.3	Single Device	20.87 (46.0)	<b>846-125</b> (52C49-1-1/4)
 5/8" Raised	1-1/2	11	Single Device	23.59 (52.0)	<b>846-150</b> (52C50-1-1/2)
 3/4" Raised	2	14.8	Single Device	29.03 (64.0)	<b>846-200</b> (52C51-2)

**Appleton** OZGEDNEY

COMMERCIAL AND INDUSTRIAL FITTINGS: OUTLET BOXES, SWITCH BOXES AND COVERS

# Outlet and Switch Boxes

## 4" Square Tile Covers

Double Device - Plaster Rings/Mud Rings

NEC:  
Listed for Ordinary Locations

	Depth (Inches)	Wiring Cubic Inch Capacity	Description	Weight per 100 kg (lb)	Catalog Number (Universal No.)
 <b>1/2" Raised</b>	1/2	3.5	Single Device	13.61 (30.0)	<b>847-50</b> (52C52-1/2)
 <b>3/4" Raised</b>	3/4	5.8	Single Device	15.88 (35.0)	<b>847-75</b> (52C52-3/4)
 <b>1" Raised</b>	1	7.5	Single Device	18.14 (40.0)	<b>847-100</b> (52C5-1)
 <b>1-1/4" Raised</b>	1-1/4	9.3	Single Device	20.87 (46.0)	<b>847-125</b> (52C52-1-1/4)
 <b>1-1/2" Raised</b>	1-1/2	11	Single Device	23.59 (52.0)	<b>847-150</b> (52C53-1-1/2)
 <b>2" Raised</b>	2	14.8	Single Device	29.03 (64.0)	<b>847-200</b> (52C54-2)

Appleton OZGEDNEY

COMMERCIAL AND INDUSTRIAL FITTINGS: OUTLET BOXES, SWITCH BOXES AND COVERS