

**T3 Ultra Compact CFLs** | 12,000 Hours average rated life, 120Volts

**Applications:**

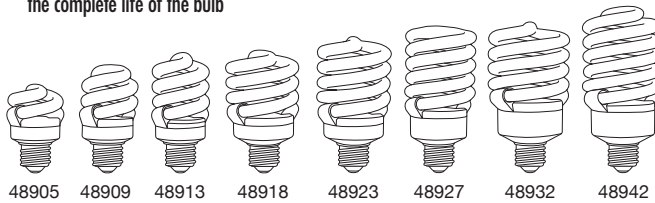
See below

**Special Application Options: (Ordering Suffix)**


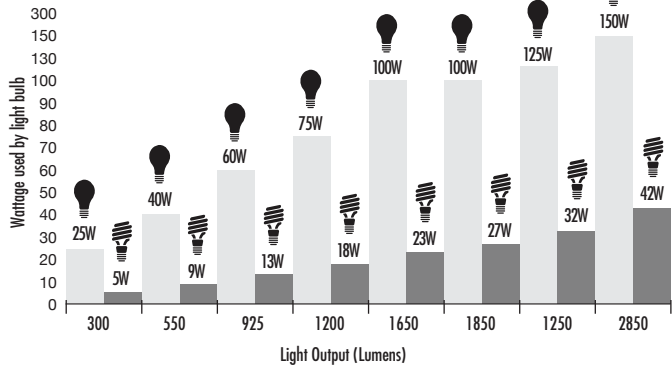
- 3000°K (30K), 3500°K (35K), 4100°K (41K), 5000°K (50K), 6500°K (65K), Full Spectrum (FS)
- Long Neck 1.65" (165), 1.75" (175), 2.25" (225)
- Wet location (WL)
- Shatter Coat (SS)

**Features and Benefits:**

- Ultra high efficiency ballast increases lumen output
- Lateral cathode design optimizes thermal efficiency
- Exclusive end of life circuitry
- Long life, 12,000 hours average rated life
- New design and construction improves lumen maintenance over the complete life of the bulb



**Incandescent Comparison**



**Specifications: ( at full brightness )**

End of Life Protection	Yes
Ballast Type	Electronic
Starting Method	Instant Start
Input Line Voltage	120VAC
Input Line Frequency	50/60HZ
Color Temperature	2700°K
Color Rendering Index	82
Minimum Starting Temperature	-20°F, -29°C
Maximum Operating Temperature	160°F, 71°C
U.L. / C.U.L. Listed	Yes – E149698
FCC Compliance	47 CFR Part 18
Lamp Operating Frequency	45 KHZ
Lamp Current Crest Factor	<1.60
Total Harmonic Distortion	<150%
Power Factor	>.50

**Special Application Notes:**

- Up to 23w is UL approved for totally enclosed fixtures.
- Use a 27w and 32w in an open recessed can.
- Do not use a 27w and 32w in an enclosed recessed can. Use voids the warranty.
- Do not use a 42w in an enclosed or open recessed can or any type of enclosed fixture. Use voids the warranty.
- Do not use more than two lamps in any type of enclosed luminaire.
- Do not use more than 2 bulbs in an enclosed fixture. If fixture is manufactured for incandescents, use no higher than the CFL equivalent wattage, as shown on chart.



**Warranties and Certifications:**

**24 MONTH WARRANTY**

Item #	Wattage	Incandescent Wattage Comparison	Initial Lumens	Input Line Current	M.O.L (inches)	Diameter (inches)	Lamp Life (hours)	Table/Floor Lamps	Chandeliers	Recessed Cans	Bare Bulb Fixtures	High Bay Fixtures	Ceiling Fixtures	Desk Lamp	Outdoor Covered
48909	9	40	600	.15a	3.6	1.8	12K	•	•	•	•		•	•	•
48913	13	60	925	.22a	3.9	1.8	12K	•	•	•	•		•	•	•
48913C	13	60	925	.22a	3.8	1.8	12K	•	•	•	•		•	•	•
48918	18	75	1300	.30a	4.0	2.4	12K	•	•	•	•		•	•	•
48923	23	100	1650	.38a	4.4	2.4	12K	•	•	•	•		•	•	•
48927	27	100	1850	.45a	5.1	2.4	12K	•	•	•	•		•	•	•
48932	32	125	2150	.53a	5.1	2.7	12K	•	•	•	•		•	•	•
48942	42	150	2850	.70a	5.7	2.4	12K	•	•	•	•		•	•	•





**T3 Ultra Compact CFLs** | 12,000 Hours average rated life, 120Volts

**Applications:**

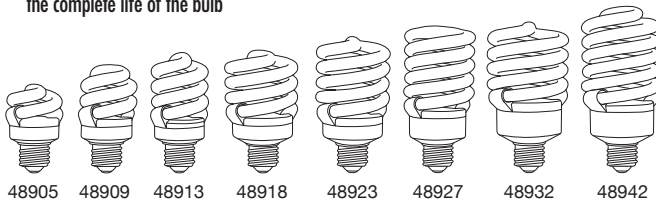
See below

**Special Application Options: (Ordering Suffix)**


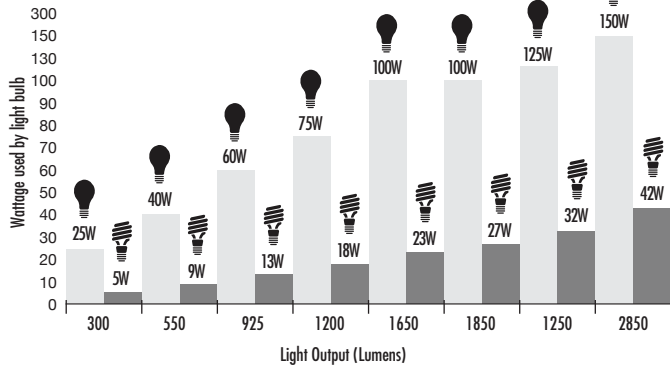
- 3000°K (30K), 3500°K (35K), 4100°K (41K), 5000°K (50K), 6500°K (65K), Full Spectrum (FS)
- Long Neck 1.65" (165), 1.75" (175), 2.25" (225)
- Wet location (WL)
- Shatter Coat (SS)

**Features and Benefits:**

- Ultra high efficiency ballast increases lumen output
- Lateral cathode design optimizes thermal efficiency
- Exclusive end of life circuitry
- Long life, 12,000 hours average rated life
- New design and construction improves lumen maintenance over the complete life of the bulb



**Incandescent Comparison**



**Specifications: ( at full brightness )**

End of Life Protection	..... Yes
Ballast Type	..... Electronic
Starting Method	..... Instant Start
Input Line Voltage	..... 120VAC
Input Line Frequency	..... 50/60HZ
Color Temperature	..... 2700°K
Color Rendering Index	..... 82
Minimum Starting Temperature	..... -20°F, -29°C
Maximum Operating Temperature	..... 160°F, 71°C
U.L. / C.U.L. Listed	..... Yes – E149698
FCC Compliance	..... 47 CFR Part 18
Lamp Operating Frequency	..... 45 KHZ
Lamp Current Crest Factor	..... <1.60
Total Harmonic Distortion	..... <150%
Power Factor	..... >.50

**Special Application Notes:**

- Up to 23w is UL approved for totally enclosed fixtures.
- Use a 27w and 32w in an open recessed can.
- Do not use a 27w and 32w in an enclosed recessed can. Use voids the warranty.
- Do not use a 42w in an enclosed or open recessed can or any type of enclosed fixture. Use voids the warranty.
- Do not use more than two lamps in any type of enclosed luminaire.
- Do not use more than 2 bulbs in an enclosed fixture. If fixture is manufactured for incandescents, use no higher than the CFL equivalent wattage, as shown on chart.



**Warranties and Certifications:**

**24 MONTH WARRANTY**

Item #	Wattage	Incandescent Wattage Comparison	Initial Lumens	Input Line Current	M.O.L (inches)	Diameter (inches)	Lamp Life (hours)	Table/Floor Lamps	Chandeliers	Recessed Cans	Bare Bulb Fixtures	High Bay Fixtures	Ceiling Fixtures	Desk Lamp	Outdoor Covered
48909	9	40	600	.15a	3.6	1.8	12K	•	•	•	•		•	•	•
48913	13	60	925	.22a	3.9	1.8	12K	•	•	•	•		•	•	•
48913C	13	60	925	.22a	3.8	1.8	12K	•	•	•	•		•	•	•
48918	18	75	1300	.30a	4.0	2.4	12K	•	•	•	•		•	•	•
48923	23	100	1650	.38a	4.4	2.4	12K	•	•	•	•		•	•	•
48927	27	100	1850	.45a	5.1	2.4	12K	•	•	•	•		•	•	•
48932	32	125	2150	.53a	5.1	2.7	12K	•	•	•	•		•	•	•
48942	42	150	2850	.70a	5.7	2.4	12K	•	•	•	•		•	•	•



