



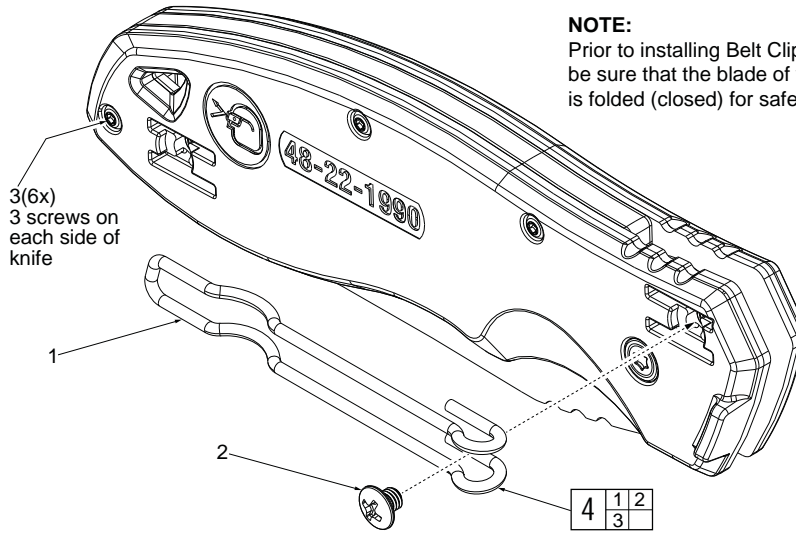
# SERVICE PARTS LIST

BULLETIN NO.  
54-49-3140

SPECIFY CATALOG NO. AND SERIAL NO. WHEN ORDERING PARTS		REVISED BULLETIN	DATE
<b>FASTBACK™ POCKET KNIVES</b>			June 2014
<b>CATALOG NO.</b>	<b>48-22-1985</b>	<b>FASTBACK™ Hawkbill Flip Knife</b>	
	<b>48-22-1990</b>	<b>FASTBACK™ Flip Knife</b>	
	<b>48-22-1995</b>	<b>FASTBACK™ Spring Assisted Knife</b>	

00 0

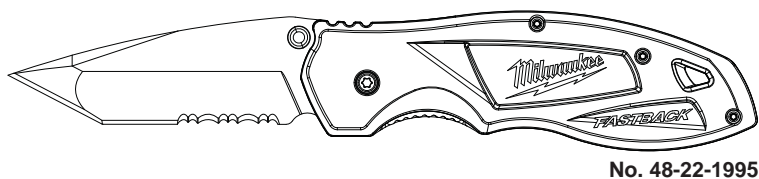
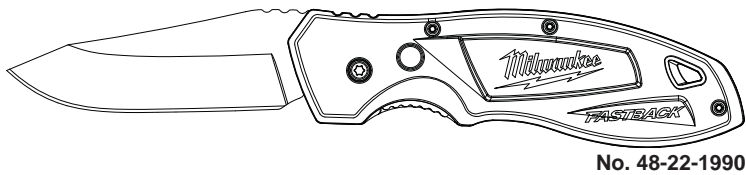
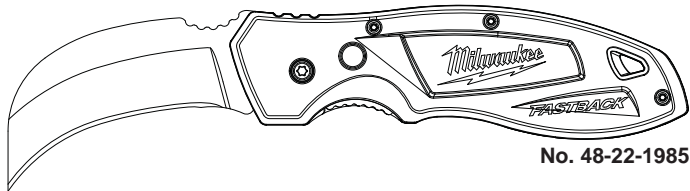
**EXAMPLE:**  
Component Parts (Small #) Are Included  
When Ordering The Assembly (Large #).



**NOTE:**  
Prior to installing Belt Clip/Screw Service Kit #3  
be sure that the blade of your *Fastback™* Knife  
is folded (closed) for safety.

**NOTE:**  
Apply a drop of non-permanent thread locking  
sealant (Loctite® 222 or the equivalent) to the  
thread of screws #2 and #3 prior to installation.

FIG.	PART NO.	DESCRIPTION OF PART	NO. REQ.
1	-----	Belt Clip	(1)
2	-----	M3 x 0.5 Pan Hd. Phillips Screw	(1)
3	-----	M2 x 0.4 Pan Hd. T-6 Screw	(6)
4	14-46-1903	Belt Clip/Screw Service Kit	(1)





# SERVICE PARTS LIST

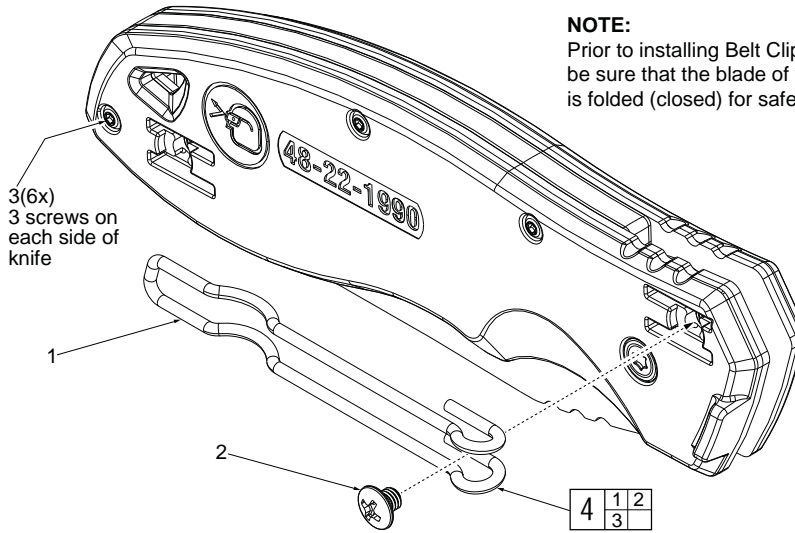
BULLETIN NO.  
54-49-3140

SPECIFY CATALOG NO. AND SERIAL NO. WHEN ORDERING PARTS		REVISED BULLETIN	DATE
<b>FASTBACK™ POCKET KNIVES</b>			June 2014
<b>CATALOG NO.</b>	<b>48-22-1985</b>	<b>FASTBACK™ Hawkbill Flip Knife</b>	
	<b>48-22-1990</b>	<b>FASTBACK™ Flip Knife</b>	
	<b>48-22-1995</b>	<b>FASTBACK™ Spring Assisted Knife</b>	

**EXAMPLE:**  

00	0
----	---

 Component Parts (Small #) Are Included When Ordering The Assembly (Large #).



**NOTE:**  
 Prior to installing Belt Clip/Screw Service Kit #3 be sure that the blade of your *Fastback™* Knife is folded (closed) for safety.

**NOTE:**  
 Apply a drop of non-permanent thread locking sealant (Loctite® 222 or the equivalent) to the thread of screws #2 and #3 prior to installation.

FIG.	PART NO.	DESCRIPTION OF PART	NO. REQ.
1	-----	Belt Clip	(1)
2	-----	M3 x 0.5 Pan Hd. Phillips Screw	(1)
3	-----	M2 x 0.4 Pan Hd. T-6 Screw	(6)
4	14-46-1903	Belt Clip/Screw Service Kit	(1)

