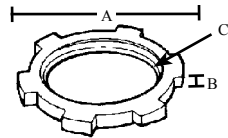
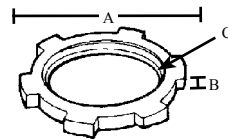


| CAT# | A    | B   | C           |
|------|------|-----|-------------|
| 241  | 1.12 | .15 | .787-.797   |
| 242  | 1.33 | .15 | .999-1.009  |
| 243  | 1.68 | .19 | 1.250-1.260 |
| 244  | 2.15 | .19 | 1.595-1.605 |
| 245  | 2.35 | .19 | 1.837-1.847 |
| 246  | 2.89 | .19 | 2.307-2.317 |
| 247  | 3.43 | .25 | 2.777-2.788 |
| 248  | 4.12 | .25 | 3.403-3.414 |
| 249  | 4.67 | .27 | 3.892-3.904 |
| 250  | 5.25 | .27 | 4.399-4.411 |



| CAT# | A    | B    | C           |
|------|------|------|-------------|
| 281  | 1.15 | .110 | .787-.797   |
| 282  | 1.45 | .115 | .999-1.009  |
| 283  | 1.75 | .140 | 1.250-1.260 |
| 284  | 2.10 | .140 | 1.595-1.605 |
| 285  | 2.40 | .140 | 1.837-1.847 |
| 286  | 2.95 | .140 | 2.307-2.317 |
| 287  | 3.55 | .185 | 2.777-2.788 |
| 288  | 3.55 | .190 | 3.403-3.414 |
| 289  | 4.20 | .190 | 3.892-3.904 |
| 290  | 4.75 | .190 | 4.399-4.411 |
| 290A | 6.67 | .380 | 5.488-5.500 |
| 290B | 7.93 | .400 | 6.545-6.557 |

C=THREAD PITCH DIAMETER



| CAT#  | A      | B    | C           |
|-------|--------|------|-------------|
| 281UL | 1.115  | .125 | .787-.797   |
| 282UL | 1.375  | .125 | .999-1.009  |
| 283UL | 1.6875 | .170 | 1.250-1.260 |
| 284UL | 2.050  | .170 | 1.595-1.605 |
| 285UL | 2.345  | .170 | 1.837-1.847 |
| 286UL | 2.845  | .170 | 2.307-2.317 |
| 287UL | 3.520  | .170 | 2.777-2.788 |
| 288UL | 4.215  | .170 | 3.403-3.414 |
| 289UL | 4.735  | .170 | 3.892-3.904 |
| 290UL | 5.275  | .170 | 4.399-4.411 |

C=THREAD PITCH DIAMETER

## RIGID LOCKNUTS

### ZINC DIE CAST

| TOPAZ CAT # | UPC#  | SIZE   | THREADS PER INCH | UNIT CTN | SHIP CASE | WT/ CASE |
|-------------|-------|--------|------------------|----------|-----------|----------|
| 241         | 12040 | 1/2"   | 14               | 200      | 2000      | 20       |
| 242         | 12050 | 3/4"   | 14               | 100      | 1000      | 20       |
| 243         | 12060 | 1"     | 11 1/2           | 100      | 1000      | 20       |
| 244         | 12070 | 1 1/4" | 11 1/2           | 50       | 500       | 20       |
| 245         | 12080 | 1 1/2" | 11 1/2           | 50       | 500       | 20       |
| 246         | 12090 | 2"     | 11 1/2           | 50       | 200       | 12       |
| 247         | 12100 | 2 1/2" | 8                | 25       | 100       | 13       |
| 248         | 12110 | 3"     | 8                | 25       | 100       | 18       |
| 249         | 12120 | 3 1/2" | 8                | 10       | 40        | 13       |
| 250         | 12130 | 4"     | 8                | 10       | 40        | 15       |



E148716

### STEEL

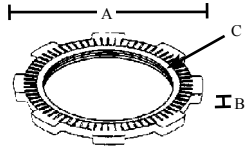
|      |       |        |        |     |      |    |
|------|-------|--------|--------|-----|------|----|
| 281  | 12300 | 1/2"   | 14     | 100 | 2000 | 20 |
| 282  | 12310 | 3/4"   | 14     | 100 | 1000 | 20 |
| 283  | 12320 | 1"     | 11 1/2 | 100 | 1000 | 30 |
| 284  | 12330 | 1 1/4" | 11 1/2 | 50  | 500  | 20 |
| 285  | 12340 | 1 1/2" | 11 1/2 | 50  | 500  | 30 |
| 286  | 12350 | 2"     | 11 1/2 | 25  | 250  | 20 |
| 287  | 12360 | 2 1/2" | 8      | —   | 50   | 6  |
| 288  | 12370 | 3"     | 8      | —   | 50   | 9  |
| 289  | 12380 | 3 1/2" | 8      | —   | 25   | 6  |
| 290  | 12390 | 4"     | 8      | —   | 25   | 7  |
| 290A | 12400 | 5"     | 8      | —   | 10   | 5  |
| 290B | 12410 | 6"     | 8      | —   | 10   | 8  |



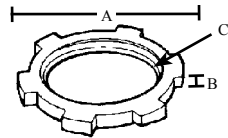
|       |       |        |        |     |      |    |
|-------|-------|--------|--------|-----|------|----|
| 281UL | 86392 | 1/2"   | 14     | 200 | 2000 | 23 |
| 282UL | 86393 | 3/4"   | 14     | 100 | 1000 | 23 |
| 283UL | 86394 | 1"     | 11 1/2 | 100 | 1000 | 33 |
| 284UL | 86395 | 1 1/4" | 11 1/2 | 50  | 500  | 23 |
| 285UL | 86396 | 1 1/2" | 11 1/2 | 50  | 500  | 33 |
| 286UL | 86397 | 2"     | 11 1/2 | 25  | 250  | 23 |
| 287UL | 86398 | 2 1/2" | 8      | —   | 50   | 8  |
| 288UL | 86399 | 3"     | 8      | —   | 50   | 12 |
| 289UL | 86400 | 3 1/2" | 8      | —   | 25   | 9  |
| 290UL | 86401 | 4"     | 8      | —   | 25   | 10 |



E148716

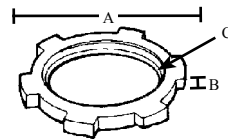


| CAT# | A    | B   | C           |
|------|------|-----|-------------|
| 241  | 1.12 | .15 | .787-.797   |
| 242  | 1.33 | .15 | .999-1.009  |
| 243  | 1.68 | .19 | 1.250-1.260 |
| 244  | 2.15 | .19 | 1.595-1.605 |
| 245  | 2.35 | .19 | 1.837-1.847 |
| 246  | 2.89 | .19 | 2.307-2.317 |
| 247  | 3.43 | .25 | 2.777-2.788 |
| 248  | 4.12 | .25 | 3.403-3.414 |
| 249  | 4.67 | .27 | 3.892-3.904 |
| 250  | 5.25 | .27 | 4.399-4.411 |



| CAT# | A    | B    | C           |
|------|------|------|-------------|
| 281  | 1.15 | .110 | .787-.797   |
| 282  | 1.45 | .115 | .999-1.009  |
| 283  | 1.75 | .140 | 1.250-1.260 |
| 284  | 2.10 | .140 | 1.595-1.605 |
| 285  | 2.40 | .140 | 1.837-1.847 |
| 286  | 2.95 | .140 | 2.307-2.317 |
| 287  | 3.55 | .185 | 2.777-2.788 |
| 288  | 3.55 | .190 | 3.403-3.414 |
| 289  | 4.20 | .190 | 3.892-3.904 |
| 290  | 4.75 | .190 | 4.399-4.411 |
| 290A | 6.67 | .380 | 5.488-5.500 |
| 290B | 7.93 | .400 | 6.545-6.557 |

C=THREAD PITCH DIAMETER



| CAT#  | A      | B    | C           |
|-------|--------|------|-------------|
| 281UL | 1.115  | .125 | .787-.797   |
| 282UL | 1.375  | .125 | .999-1.009  |
| 283UL | 1.6875 | .170 | 1.250-1.260 |
| 284UL | 2.050  | .170 | 1.595-1.605 |
| 285UL | 2.345  | .170 | 1.837-1.847 |
| 286UL | 2.845  | .170 | 2.307-2.317 |
| 287UL | 3.520  | .170 | 2.777-2.788 |
| 288UL | 4.215  | .170 | 3.403-3.414 |
| 289UL | 4.735  | .170 | 3.892-3.904 |
| 290UL | 5.275  | .170 | 4.399-4.411 |

C=THREAD PITCH DIAMETER

## RIGID LOCKNUTS

### ZINC DIE CAST

| TOPAZ CAT # | UPC#  | SIZE   | THREADS PER INCH | UNIT CTN | SHIP CASE | WT/ CASE |
|-------------|-------|--------|------------------|----------|-----------|----------|
| 241         | 12040 | 1/2"   | 14               | 200      | 2000      | 20       |
| 242         | 12050 | 3/4"   | 14               | 100      | 1000      | 20       |
| 243         | 12060 | 1"     | 11 1/2           | 100      | 1000      | 20       |
| 244         | 12070 | 1 1/4" | 11 1/2           | 50       | 500       | 20       |
| 245         | 12080 | 1 1/2" | 11 1/2           | 50       | 500       | 20       |
| 246         | 12090 | 2"     | 11 1/2           | 50       | 200       | 12       |
| 247         | 12100 | 2 1/2" | 8                | 25       | 100       | 13       |
| 248         | 12110 | 3"     | 8                | 25       | 100       | 18       |
| 249         | 12120 | 3 1/2" | 8                | 10       | 40        | 13       |
| 250         | 12130 | 4"     | 8                | 10       | 40        | 15       |



E148716

### STEEL

|      |       |        |        |     |      |    |
|------|-------|--------|--------|-----|------|----|
| 281  | 12300 | 1/2"   | 14     | 100 | 2000 | 20 |
| 282  | 12310 | 3/4"   | 14     | 100 | 1000 | 20 |
| 283  | 12320 | 1"     | 11 1/2 | 100 | 1000 | 30 |
| 284  | 12330 | 1 1/4" | 11 1/2 | 50  | 500  | 20 |
| 285  | 12340 | 1 1/2" | 11 1/2 | 50  | 500  | 30 |
| 286  | 12350 | 2"     | 11 1/2 | 25  | 250  | 20 |
| 287  | 12360 | 2 1/2" | 8      | —   | 50   | 6  |
| 288  | 12370 | 3"     | 8      | —   | 50   | 9  |
| 289  | 12380 | 3 1/2" | 8      | —   | 25   | 6  |
| 290  | 12390 | 4"     | 8      | —   | 25   | 7  |
| 290A | 12400 | 5"     | 8      | —   | 10   | 5  |
| 290B | 12410 | 6"     | 8      | —   | 10   | 8  |



|       |       |        |        |     |      |    |
|-------|-------|--------|--------|-----|------|----|
| 281UL | 86392 | 1/2"   | 14     | 200 | 2000 | 23 |
| 282UL | 86393 | 3/4"   | 14     | 100 | 1000 | 23 |
| 283UL | 86394 | 1"     | 11 1/2 | 100 | 1000 | 33 |
| 284UL | 86395 | 1 1/4" | 11 1/2 | 50  | 500  | 23 |
| 285UL | 86396 | 1 1/2" | 11 1/2 | 50  | 500  | 33 |
| 286UL | 86397 | 2"     | 11 1/2 | 25  | 250  | 23 |
| 287UL | 86398 | 2 1/2" | 8      | —   | 50   | 8  |
| 288UL | 86399 | 3"     | 8      | —   | 50   | 12 |
| 289UL | 86400 | 3 1/2" | 8      | —   | 25   | 9  |
| 290UL | 86401 | 4"     | 8      | —   | 25   | 10 |



E148716