

Fluorescent lampholders


Product description

Recessed double contact
660W, 600V/AC

Features

- For replacement use in fluorescent lighting fixtures as well as enclosed outdoor signs
- Recessed double-contact lampholders can be used for flush or surface mounting
- Captive pal nut for easy mounting
- Push-in wire terminals feature release slots
- Molded of durable white thermoset plastic

Commercial grade receptacles

Rating		Description	Color	Catalog no.	
W	V/AC				
660	600	Plunger, push wire cap, screw switch	W	<input type="checkbox"/> 2501W	•
		Stationary, push wire cap, screw switch	W	<input type="checkbox"/> 2500W	•

For panel cutout dimensional data, see Section Q-Technical Reference

Fluorescent lampholders


Product description

Slimline
660W, 600V/AC; 660W, 1000V/AC


Features

- For replacement use in fluorescent lighting fixtures as well as enclosed outdoor signs
- Plunger lampholders feature non-sticking, spring-loaded plunger to hold lamp securely
- Captive pal nut for easy mounting
- Push-in wire terminals feature release slots

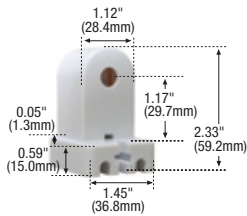
Slimline fluorescent lampholders

Rating		Description	Color	Catalog no.	
W	V/AC				
660	600	Stationary, push wire cap, slide-on switch	W	<input type="checkbox"/> 2506W	•
		Stationary, push wire cap, screw switch	W	<input type="checkbox"/> 2503W	
660	1000	Plunger, push wire cap, slide-on switch	W	<input type="checkbox"/> 2507W	•
		Plunger, push wire cap, screw switch	W	<input type="checkbox"/> 2504W	

For panel cutout dimensional data, see Section Q-Technical Reference




2500W



2503W



2504W



2506W



2507W

Color information:

W (White)



(White)

Compliances, specifications and availability are subject to change without notice.

 RoHS compliant - Page Q-32

Fluorescent lampholders


Product description

Recessed double contact
660W, 600V/AC

Features

- For replacement use in fluorescent lighting fixtures as well as enclosed outdoor signs
- Recessed double-contact lampholders can be used for flush or surface mounting
- Captive pal nut for easy mounting
- Push-in wire terminals feature release slots
- Molded of durable white thermoset plastic

Commercial grade receptacles

Rating		Description	Color	Catalog no.	
W	V/AC				
660	600	Plunger, push wire cap, screw switch	W	<input type="checkbox"/> 2501W	•
		Stationary, push wire cap, screw switch	W	<input type="checkbox"/> 2500W	•

For panel cutout dimensional data, see Section Q-Technical Reference

Fluorescent lampholders


Product description

Slimline
660W, 600V/AC; 660W, 1000V/AC


Features

- For replacement use in fluorescent lighting fixtures as well as enclosed outdoor signs
- Plunger lampholders feature non-sticking, spring-loaded plunger to hold lamp securely
- Captive pal nut for easy mounting
- Push-in wire terminals feature release slots

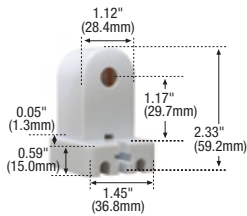
Slimline fluorescent lampholders

Rating		Description	Color	Catalog no.	
W	V/AC				
660	600	Stationary, push wire cap, slide-on switch	W	<input type="checkbox"/> 2506W	•
		Stationary, push wire cap, screw switch	W	<input type="checkbox"/> 2503W	
660	1000	Plunger, push wire cap, slide-on switch	W	<input type="checkbox"/> 2507W	•
		Plunger, push wire cap, screw switch	W	<input type="checkbox"/> 2504W	

For panel cutout dimensional data, see Section Q-Technical Reference




2500W



2503W



2504W



2506W



2507W

Color information:

W (White)

W

(White)

Compliances, specifications and availability are subject to change without notice.

 RoHS compliant - Page Q-32