



# AC Wire-In Carbon Monoxide Alarm with Battery Back-Up and Digital Display – Interconnectable

Part Number 900-0121

Model KN-COP-IC

## Test/Reset

Tests CO alarm circuit operation and allows you to immediately silence the alarm

## Amber, Initiation Alarm LED

## Red Alarm LED

## Green Power LED

## Digital Display

Displays the level of carbon monoxide the unit is sensing. The unit updates this reading every 15 seconds

## Adjustable Mounting Bracket

Allows for fast installation and perfect alignment

**Alerts user to replace CO alarm after 7 years of operation**



## Description

The Kidde 900-0121 is an AC wire-in carbon monoxide alarm that protects you and your family from the dangers of carbon monoxide. The digital display allows for continuing monitoring of carbon monoxide levels. Its multiple contractor friendly features ensure easy installation and minimal troubleshooting. This alarm interconnects with up to 24 Kidde devices including smoke alarms, CO alarms and heat alarms on one wiring network. The 900-0121 includes a 9V battery back up for continuous protection in case of power failure. It has a 7-year life a 5-year limited warranty.

## Consumer Benefits

The Kidde 900-0121 is an essential device designed to protect you and your family from the dangers of carbon monoxide in your home. The digital display feature allows constant monitoring of carbon monoxide levels and updates every 15 seconds to let you know if levels change. The peak level memory feature displays the highest CO level measured since the last reset. The 9V battery back up provides continuous monitoring of carbon monoxide levels even during a power failure. The 900-0121 includes a smart interconnect system. This system enables the unit to alarm in a carbon monoxide pattern and sound a different pattern when interconnected to a Kidde smoke alarm that is in alarm mode.

## Contractor-Friendly Features

- **Battery Pull Tab** – Eliminates battery installation time and keeps battery fresh.
- **Adjustable Mounting Bracket** – Allows for fast installation and perfect alignment.
- **Quick Connect** – Installs quickly with snap-on electrical harness.
- **Sealed Cover** – Reduces nuisance alarms. Sealed to protect sensor from contaminants prior to installation.
- **Tamper Resist Locking Feature** – To deter battery and alarm theft.
- **Battery Backup** – for continuous protection in case of power failure.



## Architectural and Engineering Specifications

The carbon monoxide alarm shall be Kidde Unit Number KN-COP-IC (part number 900-0121) or approved equal. It shall be powered by 120VAC, 60Hz source with a 9V battery backup. The temperature operating range shall be between 40°F and 100°F (4°C and 38°C) and the humidity operating range shall be 5% - 95% relative humidity.

The unit's CO sensor shall be of a fuel cell design and shall meet the sensitivity requirements of Underwriters Laboratories UL2034 Single and Multiple Station Carbon Monoxide Alarms. The unit shall provide accuracy of +/-20% + 15 parts per million (ppm) when reading CO concentration levels.

The alarm can be installed on the surface of any wall or ceiling following the UL/NFPA/Manufacturer's recommended placement guidelines. The alarm can be installed on any standard single gang electrical box, up to a 4" octagon junction box. The electrical connection to the alarm shall be made with a plug-in connector. The unit shall provide optional tamper resistance that deters removal of the unit from the wall or ceiling. No additional pieces shall be required to activate this feature.

A maximum of 24 Kidde devices can be interconnected in a multiple station arrangement. The interconnect system must not exceed the NFPA (National Fire Protection Association) limit of 18 initiating devices, of which 12 can be smoke alarms. With 18 initiating devices (smoke, heat, CO, etc), interconnected, it is still possible to interconnect 6 strobe lights and/or relay modules.

The unit shall incorporate a digital display that meets the sensitivity requirements of UL 2034. The display will identify the levels of CO in parts per million (ppm) once that level reaches 30ppm (i.e.: "abnormal" levels). The display will have a red dot in the lower right corner that will blink to indicate the normal operation.

The alarm shall include a test button that will electronically simulate the presence of CO and cause the unit to alarm. This sequence tests the unit's electronics and horn to ensure proper operation.

In accordance with UL 2034, the CO sensor will not alarm to levels of CO below 30 ppm and will alarm in the following time range when exposed to the corresponding levels of CO.

|                          |                  |
|--------------------------|------------------|
| 70 ppm CO Concentration  | 60 – 240 minutes |
| 150 ppm CO Concentration | 10 – 50 minutes  |
| 400 ppm CO Concentration | 4 – 15 minutes   |

The alarm shall utilize a piezoelectric horn that is rated at 85 decibels at 10 feet. When the unit detects carbon monoxide, the alarm pattern will be four (4) short beeps - followed by five (5) seconds of silence - followed by four (4) short beeps. The unit shall incorporate an "Intelligent Interconnect" feature that allows it to respond to a smoke incident when interconnected with smoke alarms. During a smoke incident, the horn will sound in the required, repetitive manner for a smoke alarm – three (3) beeps, a pause, three (3) beeps, a pause. The digital display will also scroll the word "Fire" across the display.

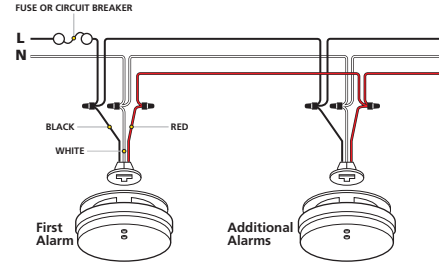
The unit shall incorporate 3 LED's. A green LED will be steady on when AC power is present and will flash every 7 seconds when in the battery only mode. A red LED will flash in unison with the sounder pattern for both a smoke or CO incident, or an error condition. The amber LED will illuminate if that unit is the originating alarm in a CO incident.

The unit shall include a peak level memory feature that will store the peak CO level sensed since the unit was last reset. The peak CO level stored in the unit's memory shall be displayed (in ppm) on the digital display by pressing the appropriate button on the unit. The memory shall also be capable of being reset.

The unit shall also indicate a low battery warning by issuing a brief alarm chirp and the red LED will flash approximately every 15 seconds. Also, the digital display shall flash "Lb". The unit shall be Listed to UL 2034. It shall also include a 5-year manufacturer's limited warranty.

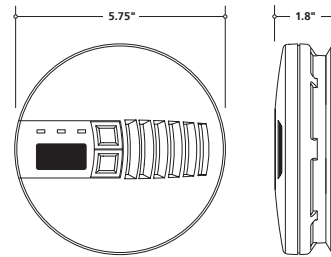
## Installation of Carbon Monoxide Alarm

The CO alarm should be installed to comply with all local codes having jurisdiction in your area, Article 760 of the National Electric Code, and NFPA 72. Make certain all alarms are wired to a single, continuous (non-switched) power line, which is not protected by a ground fault interrupter. A maximum of 1000 ft. of wire can be used in the interconnect system. Use standard UL Listed household wire (18 gauge or larger as required by local codes).



## Technical Specifications

|                    |                                  |
|--------------------|----------------------------------|
| Part Number:       | 900-0121                         |
| Model:             | KN-COP-IC                        |
| UPC:               | 0-47871-00121-7                  |
| Power Source:      | 120VAC, 60HZ, 9V battery back-up |
| Sensor:            | Electrochemical                  |
| Audio Alarm:       | 85dB at 10ft                     |
| Temperature Range: | 40°F (4°C) to 100°F (38°C)       |
| Humidity Range:    | 5%-95% relative humidity (RH)    |
| Size:              | 5.75" diameter x 1.8" depth      |
| Weight:            | 1lb                              |
| Interconnects:     | Up to 24 Kidde devices           |
| Warranty:          | 5 year limited                   |



## Ordering Information

Gift Box UPC: 0-47871-00121-7

| Part Number  | I 2 of 5          | Pack Quantity         | Dimensions (w x d x h inches) | Weight | Case/Skid | Layers/Skid | Skid Weight |
|--------------|-------------------|-----------------------|-------------------------------|--------|-----------|-------------|-------------|
| 900-0121**   | N/A               | Individual            | 6 x 2 x 6                     | 1lb    | N/A       | N/A         | N/A         |
| 900-0121-006 | 200 47871 00121 1 | Master Pack (6 units) | 6.5 x 13 x 6.5                | 6.5lbs | 105       | 5           | 850lbs      |

\*\*Not for sale by individual unit



1016 Corporate Park Drive  
Mebane NC 27302  
1-800-880-6788 www.Kidde.com

**Distributed by:**



# AC Wire-In Carbon Monoxide Alarm with Battery Back-Up and Digital Display – Interconnectable

Part Number 900-0121

Model KN-COP-IC

## Test/Reset

Tests CO alarm circuit operation and allows you to immediately silence the alarm

## Amber, Initiation Alarm LED

## Red Alarm LED

## Green Power LED

## Digital Display

Displays the level of carbon monoxide the unit is sensing. The unit updates this reading every 15 seconds

## Adjustable Mounting Bracket

Allows for fast installation and perfect alignment

**Alerts user to replace CO alarm after 7 years of operation**



## Description

The Kidde 900-0121 is an AC wire-in carbon monoxide alarm that protects you and your family from the dangers of carbon monoxide. The digital display allows for continuing monitoring of carbon monoxide levels. Its multiple contractor friendly features ensure easy installation and minimal troubleshooting. This alarm interconnects with up to 24 Kidde devices including smoke alarms, CO alarms and heat alarms on one wiring network. The 900-0121 includes a 9V battery back up for continuous protection in case of power failure. It has a 7-year life a 5-year limited warranty.

## Consumer Benefits

The Kidde 900-0121 is an essential device designed to protect you and your family from the dangers of carbon monoxide in your home. The digital display feature allows constant monitoring of carbon monoxide levels and updates every 15 seconds to let you know if levels change. The peak level memory feature displays the highest CO level measured since the last reset. The 9V battery back up provides continuous monitoring of carbon monoxide levels even during a power failure. The 900-0121 includes a smart interconnect system. This system enables the unit to alarm in a carbon monoxide pattern and sound a different pattern when interconnected to a Kidde smoke alarm that is in alarm mode.

## Contractor-Friendly Features

- **Battery Pull Tab** – Eliminates battery installation time and keeps battery fresh.
- **Adjustable Mounting Bracket** – Allows for fast installation and perfect alignment.
- **Quick Connect** – Installs quickly with snap-on electrical harness.
- **Sealed Cover** – Reduces nuisance alarms. Sealed to protect sensor from contaminants prior to installation.
- **Tamper Resist Locking Feature** – To deter battery and alarm theft.
- **Battery Backup** – for continuous protection in case of power failure.



## Architectural and Engineering Specifications

The carbon monoxide alarm shall be Kidde Unit Number KN-COP-IC (part number 900-0121) or approved equal. It shall be powered by 120VAC, 60Hz source with a 9V battery backup. The temperature operating range shall be between 40°F and 100°F (4°C and 38°C) and the humidity operating range shall be 5% - 95% relative humidity.

The unit's CO sensor shall be of a fuel cell design and shall meet the sensitivity requirements of Underwriters Laboratories UL2034 Single and Multiple Station Carbon Monoxide Alarms. The unit shall provide accuracy of +/-20% + 15 parts per million (ppm) when reading CO concentration levels.

The alarm can be installed on the surface of any wall or ceiling following the UL/NFPA/Manufacturer's recommended placement guidelines. The alarm can be installed on any standard single gang electrical box, up to a 4" octagon junction box. The electrical connection to the alarm shall be made with a plug-in connector. The unit shall provide optional tamper resistance that deters removal of the unit from the wall or ceiling. No additional pieces shall be required to activate this feature.

A maximum of 24 Kidde devices can be interconnected in a multiple station arrangement. The interconnect system must not exceed the NFPA (National Fire Protection Association) limit of 18 initiating devices, of which 12 can be smoke alarms. With 18 initiating devices (smoke, heat, CO, etc), interconnected, it is still possible to interconnect 6 strobe lights and/or relay modules.

The unit shall incorporate a digital display that meets the sensitivity requirements of UL 2034. The display will identify the levels of CO in parts per million (ppm) once that level reaches 30ppm (i.e.: "abnormal" levels). The display will have a red dot in the lower right corner that will blink to indicate the normal operation.

The alarm shall include a test button that will electronically simulate the presence of CO and cause the unit to alarm. This sequence tests the unit's electronics and horn to ensure proper operation.

In accordance with UL 2034, the CO sensor will not alarm to levels of CO below 30 ppm and will alarm in the following time range when exposed to the corresponding levels of CO.

|                          |                  |
|--------------------------|------------------|
| 70 ppm CO Concentration  | 60 – 240 minutes |
| 150 ppm CO Concentration | 10 – 50 minutes  |
| 400 ppm CO Concentration | 4 – 15 minutes   |

The alarm shall utilize a piezoelectric horn that is rated at 85 decibels at 10 feet. When the unit detects carbon monoxide, the alarm pattern will be four (4) short beeps - followed by five (5) seconds of silence - followed by four (4) short beeps. The unit shall incorporate an "Intelligent Interconnect" feature that allows it to respond to a smoke incident when interconnected with smoke alarms. During a smoke incident, the horn will sound in the required, repetitive manner for a smoke alarm – three (3) beeps, a pause, three (3) beeps, a pause. The digital display will also scroll the word "Fire" across the display.

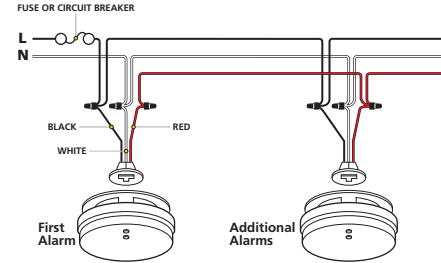
The unit shall incorporate 3 LED's. A green LED will be steady on when AC power is present and will flash every 7 seconds when in the battery only mode. A red LED will flash in unison with the sounder pattern for both a smoke or CO incident, or an error condition. The amber LED will illuminate if that unit is the originating alarm in a CO incident.

The unit shall include a peak level memory feature that will store the peak CO level sensed since the unit was last reset. The peak CO level stored in the unit's memory shall be displayed (in ppm) on the digital display by pressing the appropriate button on the unit. The memory shall also be capable of being reset.

The unit shall also indicate a low battery warning by issuing a brief alarm chirp and the red LED will flash approximately every 15 seconds. Also, the digital display shall flash "Lb". The unit shall be Listed to UL 2034. It shall also include a 5-year manufacturer's limited warranty.

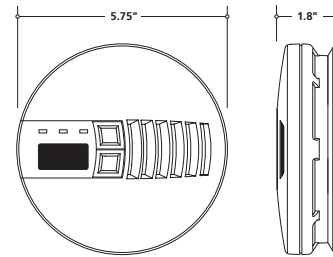
## Installation of Carbon Monoxide Alarm

The CO alarm should be installed to comply with all local codes having jurisdiction in your area, Article 760 of the National Electric Code, and NFPA 72. Make certain all alarms are wired to a single, continuous (non-switched) power line, which is not protected by a ground fault interrupter. A maximum of 1000 ft. of wire can be used in the interconnect system. Use standard UL Listed household wire (18 gauge or larger as required by local codes).



## Technical Specifications

|                    |                                  |
|--------------------|----------------------------------|
| Part Number:       | 900-0121                         |
| Model:             | KN-COP-IC                        |
| UPC:               | 0-47871-00121-7                  |
| Power Source:      | 120VAC, 60HZ, 9V battery back-up |
| Sensor:            | Electrochemical                  |
| Audio Alarm:       | 85dB at 10ft                     |
| Temperature Range: | 40°F (4°C) to 100°F (38°C)       |
| Humidity Range:    | 5%-95% relative humidity (RH)    |
| Size:              | 5.75" diameter x 1.8" depth      |
| Weight:            | 1lb                              |
| Interconnects:     | Up to 24 Kidde devices           |
| Warranty:          | 5 year limited                   |



## Ordering Information

Gift Box UPC: 0-47871-00121-7

| Part Number  | I 2 of 5          | Pack Quantity         | Dimensions (w x d x h inches) | Weight | Case/Skid | Layers/Skid | Skid Weight |
|--------------|-------------------|-----------------------|-------------------------------|--------|-----------|-------------|-------------|
| 900-0121**   | N/A               | Individual            | 6 x 2 x 6                     | 1lb    | N/A       | N/A         | N/A         |
| 900-0121-006 | 200 47871 00121 1 | Master Pack (6 units) | 6.5 x 13 x 6.5                | 6.5lbs | 105       | 5           | 850lbs      |

\*\*Not for sale by individual unit



1016 Corporate Park Drive  
Mebane NC 27302  
1-800-880-6788 www.Kidde.com

**Distributed by:**