

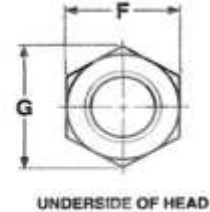
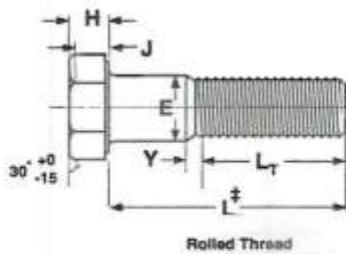
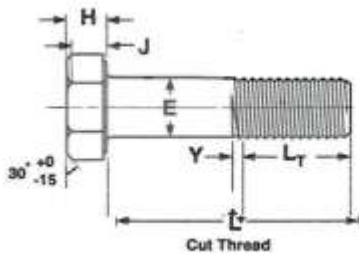


Atlanta, Georgia

Phone 800-521-7326

Fax 770-745-1333

Hex Bolt Grade Stainless Steel 18-8 and 316



Peco Catalog#

See Section Three of Our Catalog

| Peco Catalog# | E Diameter | | | F Width | | | G Width | | H Head | | J Wrench | L Thread Length | | Y Transition Thread | |
|---------------------|----------------|--------|--------|--------------|-------|--------------|----------------|-------------------|-------------------|---------------|----------------|-----------------|--------------------|---------------------|------------|
| | Basic Diameter | Min | Max | Across Flats | | | Across Corners | | Basic | Height | | Height Min | Thread Length < 6" | Thread Length > 6" | Length Max |
| | | | | Basic | Min | Max | Min | Max | | Min | Max | | Length | Length | |
| 1/4 | 0.2500 | 0.2450 | 0.2500 | 7/16 | 0.428 | 0.438 | 0.488 | 0.505 | 5/32 | 0.150 | 0.163 | 0.106 | 0.7500 | 1.0000 | 0.250 |
| 5/16 | 0.3125 | 0.3065 | 0.3125 | 1/2 | 0.489 | 0.500 | 0.557 | 0.577 | 13/64 | 0.195 | 0.211 | 0.140 | 0.8750 | 1.1250 | 0.278 |
| 3/8 | 0.3750 | 0.3690 | 0.3750 | 9/16 | 0.551 | 0.562 | 0.628 | 0.650 | 15/64 | 0.226 | 0.243 | 0.160 | 1.0000 | 1.2500 | 0.312 |
| 7/16 | 0.4375 | 0.4305 | 0.4375 | 5/8 | 0.612 | 0.625 | 0.698 | 0.722 | 9/32 | 0.272 | 0.291 | 0.195 | 1.1250 | 1.375 | 0.357 |
| 1/2 | 0.5000 | 0.4930 | 0.5000 | 3/4 | 0.736 | 0.750 | 0.840 | 0.866 | 5/16 | 0.302 | 0.323 | 0.215 | 1.2500 | 1.500 | 0.385 |
| 9/16 | 0.5625 | 0.5545 | 0.5625 | 13/16 | 0.798 | 0.812 | 0.910 | 0.938 | 23/64 | 0.348 | 0.371 | 0.250 | 1.375 | 1.625 | 0.417 |
| 5/8 | 0.6250 | 0.6170 | 0.6250 | 15/16 | 0.922 | 0.938 | 1.051 | 1.083 | 25/64 | 0.378 | 0.403 | 0.269 | 1.500 | 1.750 | 0.455 |
| 3/4 | 0.7500 | 0.7410 | 0.7500 | 1-1/8 | 1.100 | 1.125 | 1.254 | 1.299 | 15/32 | 0.455 | 0.483 | 0.324 | 1.750 | 2.000 | 0.500 |
| 7/8 | 0.8750 | 0.8660 | 0.8750 | 1-5/16 | 1.285 | 1.312 | 1.465 | 1.516 | 35/64 | 0.531 | 0.563 | 0.378 | 2.000 | 2.250 | 0.556 |
| 1 | 1.0000 | 0.9900 | 1.0000 | 1-1/2 | 1.469 | 1.500 | 1.675 | 1.732 | 39/64 | 0.591 | 0.627 | 0.416 | 2.250 | 2.500 | 0.625 |
| 1-1/8 | 1.1250 | 1.1140 | 1.1250 | 1-11/16 | 1.631 | 1.688 | 1.859 | 1.949 | 11/16 | 0.658 | 0.718 | 0.461 | 2.500 | 2.750 | 0.714 |
| 1-1/4 | 1.2500 | 1.2390 | 1.2500 | 1-7/8 | 1.812 | 1.875 | 2.066 | 2.165 | 25/32 | 0.749 | 0.813 | 0.530 | 2.750 | 3.000 | 0.714 |
| 1-1/2 | 1.5000 | 1.4880 | 1.5000 | 2-1/4 | 2.175 | 2.250 | 2.480 | 2.598 | 1-5/16 | 0.902 | 0.974 | 0.640 | 3.250 | 3.500 | 0.833 |
| Tolerance on Length | | | | Screw Size | | Screw Length | | | | | | | | | |
| | | | | | | Up to 1" | | Over 1" to 2-1/2" | Over 2-1/2" to 4" | Over 4" to 6" | Longer than 6" | | | | |
| | | | | 1/4 to 3/8 | | -0.03 | -0.04 | -0.06 | -0.10 | -0.18 | | | | | |
| | | | | 7/16 to 1/2 | | -0.03 | -0.06 | -0.08 | -0.10 | -0.18 | | | | | |
| | | | | 9/16 to 3/4 | | -0.03 | -0.08 | -0.10 | -0.10 | -0.18 | | | | | |
| | | | | 7/8 to 1 | | | -0.10 | -0.14 | -0.16 | -0.20 | | | | | |
| 1-1/8 to 1-1/2 | | | -0.12 | -0.16 | -0.18 | -0.22 | | | | | | | | | |

Hardness
Yield Strength
Tensile Strength
Material 18-8
Material 316

| | 1/4" through 5/8" Diameter | 3/4" through 1" Diameter |
|---|----------------------------|--------------------------|
| Rockwell | B95 - C32 | B80 - C32 |
| psi | 65,000 psi min. | 45,000 psi min. |
| psi | 100,000 - 150,000 psi | 85,000 - 140,000 psi |
| Made from one of the following alloys 303, 303Se, 304, XM7. Chromium Content 17%-19% and Nickel content 8%-10%. | | |
| Made from 316 stainless steel, contains 2%-3% Molybdenum and 10%-14% Nickel. | | |

Peco Fasteners specification sheets are a reference guide to help in the selection of fasteners. Peco has made every effort to ensure the accuracy of the information. However, Peco Fasteners is not responsible for any errors that may be contained within these sheets. Peco Fasteners makes no claim of warranty in the accuracy of this information. Users of this information are solely responsible for protecting themselves against liability. It is solely the responsibility of the purchasers and users of these fasteners to consult with Engineers that are experts in an applicable field. Peco Fasteners is not responsible for any loss, claim, or damage due to these specification sheets.

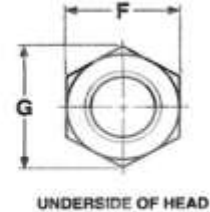
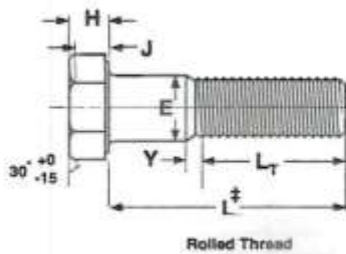
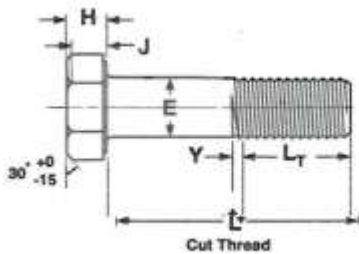


Atlanta, Georgia

Phone 800-521-7326

Fax 770-745-1333

Hex Bolt Grade Stainless Steel 18-8 and 316



Peco Catalog#

See Section Three of Our Catalog

| Peco Catalog# | E Diameter | | | F Width | | | G Width | | H Head | | J Wrench | L Thread Length | | Y Transition Thread | |
|---------------------|----------------|--------|--------|--------------|-------|--------------|----------------|-------------------|-------------------|---------------|----------------|-----------------|--------------------|---------------------|------------|
| | Basic Diameter | Min | Max | Across Flats | | | Across Corners | | Basic | Height | | Height Min | Thread Length < 6" | Thread Length > 6" | Length Max |
| | | | | Basic | Min | Max | Min | Max | | Min | Max | | < 6" | > 6" | |
| 1/4 | 0.2500 | 0.2450 | 0.2500 | 7/16 | 0.428 | 0.438 | 0.488 | 0.505 | 5/32 | 0.150 | 0.163 | 0.106 | 0.7500 | 1.0000 | 0.250 |
| 5/16 | 0.3125 | 0.3065 | 0.3125 | 1/2 | 0.489 | 0.500 | 0.557 | 0.577 | 13/64 | 0.195 | 0.211 | 0.140 | 0.8750 | 1.1250 | 0.278 |
| 3/8 | 0.3750 | 0.3690 | 0.3750 | 9/16 | 0.551 | 0.562 | 0.628 | 0.650 | 15/64 | 0.226 | 0.243 | 0.160 | 1.0000 | 1.2500 | 0.312 |
| 7/16 | 0.4375 | 0.4305 | 0.4375 | 5/8 | 0.612 | 0.625 | 0.698 | 0.722 | 9/32 | 0.272 | 0.291 | 0.195 | 1.1250 | 1.375 | 0.357 |
| 1/2 | 0.5000 | 0.4930 | 0.5000 | 3/4 | 0.736 | 0.750 | 0.840 | 0.866 | 5/16 | 0.302 | 0.323 | 0.215 | 1.2500 | 1.500 | 0.385 |
| 9/16 | 0.5625 | 0.5545 | 0.5625 | 13/16 | 0.798 | 0.812 | 0.910 | 0.938 | 23/64 | 0.348 | 0.371 | 0.250 | 1.375 | 1.625 | 0.417 |
| 5/8 | 0.6250 | 0.6170 | 0.6250 | 15/16 | 0.922 | 0.938 | 1.051 | 1.083 | 25/64 | 0.378 | 0.403 | 0.269 | 1.500 | 1.750 | 0.455 |
| 3/4 | 0.7500 | 0.7410 | 0.7500 | 1-1/8 | 1.100 | 1.125 | 1.254 | 1.299 | 15/32 | 0.455 | 0.483 | 0.324 | 1.750 | 2.000 | 0.500 |
| 7/8 | 0.8750 | 0.8660 | 0.8750 | 1-5/16 | 1.285 | 1.312 | 1.465 | 1.516 | 35/64 | 0.531 | 0.563 | 0.378 | 2.000 | 2.250 | 0.556 |
| 1 | 1.0000 | 0.9900 | 1.0000 | 1-1/2 | 1.469 | 1.500 | 1.675 | 1.732 | 39/64 | 0.591 | 0.627 | 0.416 | 2.250 | 2.500 | 0.625 |
| 1-1/8 | 1.1250 | 1.1140 | 1.1250 | 1-11/16 | 1.631 | 1.688 | 1.859 | 1.949 | 11/16 | 0.658 | 0.718 | 0.461 | 2.500 | 2.750 | 0.714 |
| 1-1/4 | 1.2500 | 1.2390 | 1.2500 | 1-7/8 | 1.812 | 1.875 | 2.066 | 2.165 | 25/32 | 0.749 | 0.813 | 0.530 | 2.750 | 3.000 | 0.714 |
| 1-1/2 | 1.5000 | 1.4880 | 1.5000 | 2-1/4 | 2.175 | 2.250 | 2.480 | 2.598 | 1-5/16 | 0.902 | 0.974 | 0.640 | 3.250 | 3.500 | 0.833 |
| Tolerance on Length | | | | Screw Size | | Screw Length | | | | | | | | | |
| | | | | | | Up to 1" | | Over 1" to 2-1/2" | Over 2-1/2" to 4" | Over 4" to 6" | Longer than 6" | | | | |
| | | | | 1/4 to 3/8 | | -0.03 | -0.04 | -0.06 | -0.10 | -0.18 | | | | | |
| | | | | 7/16 to 1/2 | | -0.03 | -0.06 | -0.08 | -0.10 | -0.18 | | | | | |
| | | | | 9/16 to 3/4 | | -0.03 | -0.08 | -0.10 | -0.10 | -0.18 | | | | | |
| | | | | 7/8 to 1 | | | -0.10 | -0.14 | -0.16 | -0.20 | | | | | |
| 1-1/8 to 1-1/2 | | | -0.12 | -0.16 | -0.18 | -0.22 | | | | | | | | | |

Hardness
Yield Strength
Tensile Strength
Material 18-8
Material 316

| | 1/4" through 5/8" Diameter | 3/4" through 1" Diameter |
|---|----------------------------|--------------------------|
| Rockwell | B95 - C32 | B80 - C32 |
| psi | 65,000 psi min. | 45,000 psi min. |
| psi | 100,000 - 150,000 psi | 85,000 - 140,000 psi |
| Made from one of the following alloys 303, 303Se, 304, XM7. Chromium Content 17%-19% and Nickel content 8%-10%. | | |
| Made from 316 stainless steel, contains 2%-3% Molybdenum and 10%-14% Nickel. | | |

Peco Fasteners specification sheets are a reference guide to help in the selection of fasteners. Peco has made every effort to ensure the accuracy of the information. However, Peco Fasteners is not responsible for any errors that may be contained within these sheets. Peco Fasteners makes no claim of warranty in the accuracy of this information. Users of this information are solely responsible for protecting themselves against liability. It is solely the responsibility of the purchasers and users of these fasteners to consult with Engineers that are experts in an applicable field. Peco Fasteners is not responsible for any loss, claim, or damage due to these specification sheets.