

# Type 1, 3, & 3R Enclosures

## Panel Enclosures Type 3R Small Continuous Hinge Cover Data Sheet and Catalog Number

Type 1, 3, & 3R Enclosures



### Application

- Used as wiring boxes, junction and pull boxes
- Protects against falling rain, sleet and external ice formation

### Standards

- UL 50 listed, Type 3R
- CSA C22.2 No. 40 certified, Type 3R
- Conforms to NEMA standard for Type 3R

### Finish

- Wash and phosphate undercoat
- ANSI 61 gray painted finish

### Accessories

- Panels
- Touch-up paint
- #10-32 self tapping screw (10168)
- See Accessories section

### Construction

- Enclosure and cover are fabricated from (16) gauge galvaneal steel
- Knockouts are furnished on bottom end
- Cover is secured to the body with a continuous hinge and stainless steel pin on one side and a padlock draw pull catch on the opposite side
- #10-32 weldnuts are furnished for mounting optional panel
- External mounting feet are provided for secure wall mounting
- Ground stud provided on door

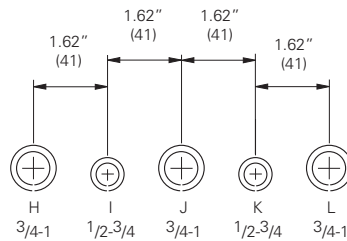
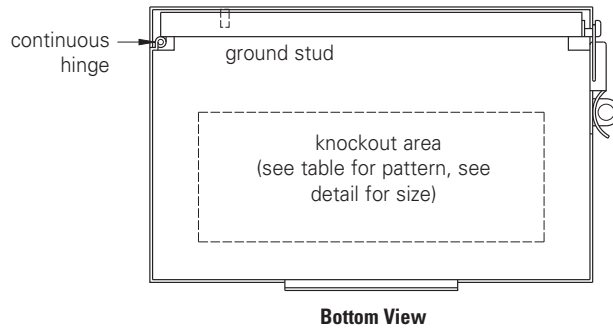
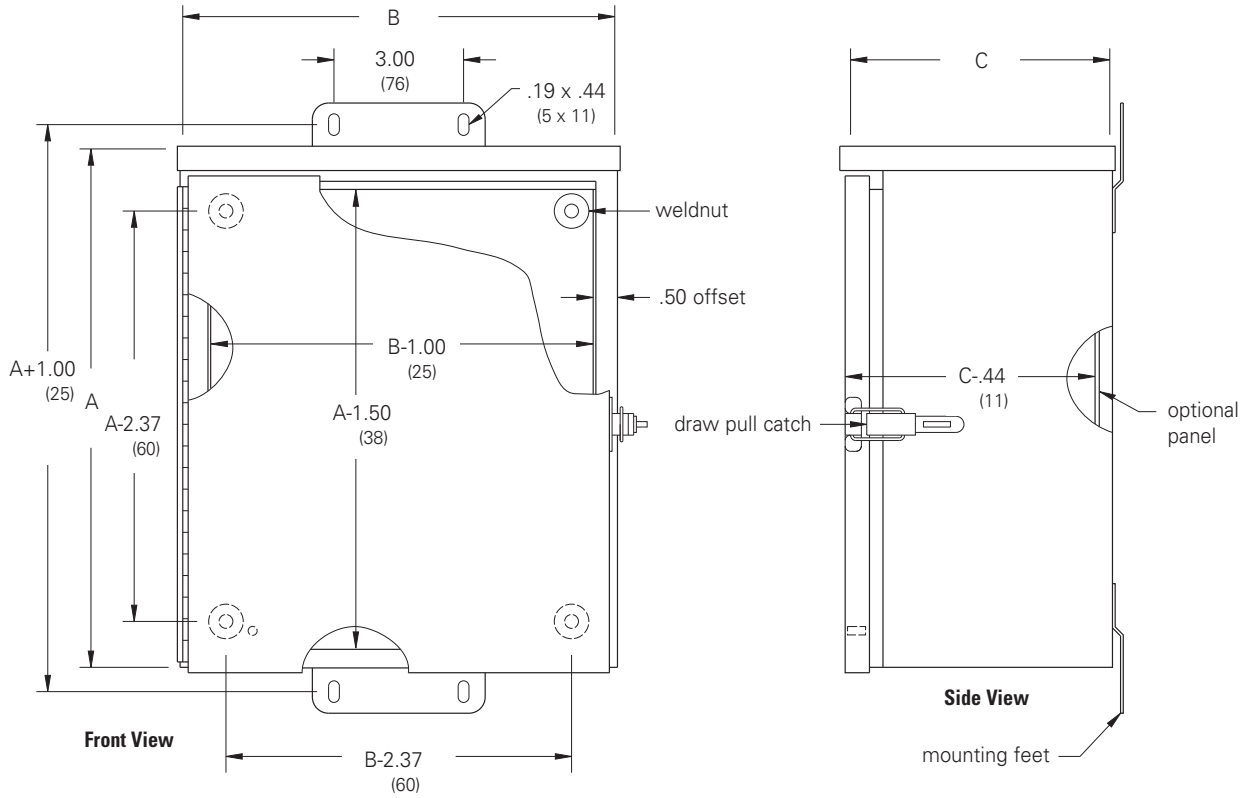
### Discount Schedule: A2

### Subclass: AU0

Enclosure Catalog Number	Enclosure Size Height x Width x Depth A x B x C		Knockout Pattern Bottom	Panel Catalog Number		Panel	
	in.	mm		Solid	Perforated	Height in.	x Width mm
644 RHC	6.00 x 4.00 x 4.00	152 x 102 x 102	(I J)	N64P	N64PP	4.25 x 2.25	108 x 57
664 RHC	6.00 x 6.00 x 4.00	152 x 152 x 102	(I J K)	N66P	N66PP	4.25 x 4.25	108 x 108
864 RHC	8.00 x 6.00 x 4.00	203 x 152 x 102	(I J K)	N86P	N86PP	6.25 x 4.25	159 x 108
884 RHC	8.00 x 8.00 x 4.00	203 x 203 x 102	(I J K L)	N88P	N88PP	6.25 x 6.25	159 x 159
886 RHC	8.00 x 8.00 x 6.00	203 x 203 x 152	(I J K L)	N88P	N88PP	6.25 x 6.25	159 x 159
1086 RHC	10.00 x 8.00 x 6.00	254 x 203 x 152	(I J K L)	N108P	N108PP	8.25 x 6.25	210 x 159
12106 RHC	12.00 x 10.00 x 6.00	305 x 254 x 152	(H I J K L)	N1210P	N1210PP	10.25 x 8.25	260 x 210
12126 RHC	12.00 x 12.00 x 6.00	305 x 305 x 152	(H I J K L)	N1212P	N1212PP	10.25 x 10.25	260 x 260
121210 RHC	12.00 x 12.00 x 10.00	305 x 305 x 254	(H I J K L)	N1212P	N1212PP	10.25 x 10.25	260 x 260

**Notes:** We can provide special sizes, finishes and other modifications. Consult the factory for your special requirements.

## Panel Enclosures Type 3R Small Continuous Hinge Cover Illustration Sheet



### Conduit Sizes

### Knockout Detail

**Note:** See table for applicable knockout pattern.

**Notes:** Dimensions are in inches. Millimeters shown are for reference only. Data subject to change without notice.

# Type 1, 3, & 3R Enclosures

## Panel Enclosures Type 3R Small Continuous Hinge Cover Data Sheet and Catalog Number

Type 1, 3, & 3R Enclosures



### Application

- Used as wiring boxes, junction and pull boxes
- Protects against falling rain, sleet and external ice formation

### Standards

- UL 50 listed, Type 3R
- CSA C22.2 No. 40 certified, Type 3R
- Conforms to NEMA standard for Type 3R

### Finish

- Wash and phosphate undercoat
- ANSI 61 gray painted finish

### Accessories

- Panels
- Touch-up paint
- #10-32 self tapping screw (10168)
- See Accessories section

### Construction

- Enclosure and cover are fabricated from (16) gauge galvaneal steel
- Knockouts are furnished on bottom end
- Cover is secured to the body with a continuous hinge and stainless steel pin on one side and a padlock draw pull catch on the opposite side
- #10-32 weldnuts are furnished for mounting optional panel
- External mounting feet are provided for secure wall mounting
- Ground stud provided on door

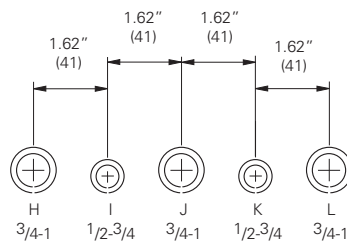
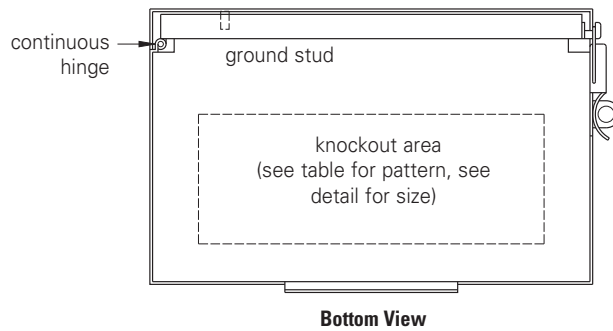
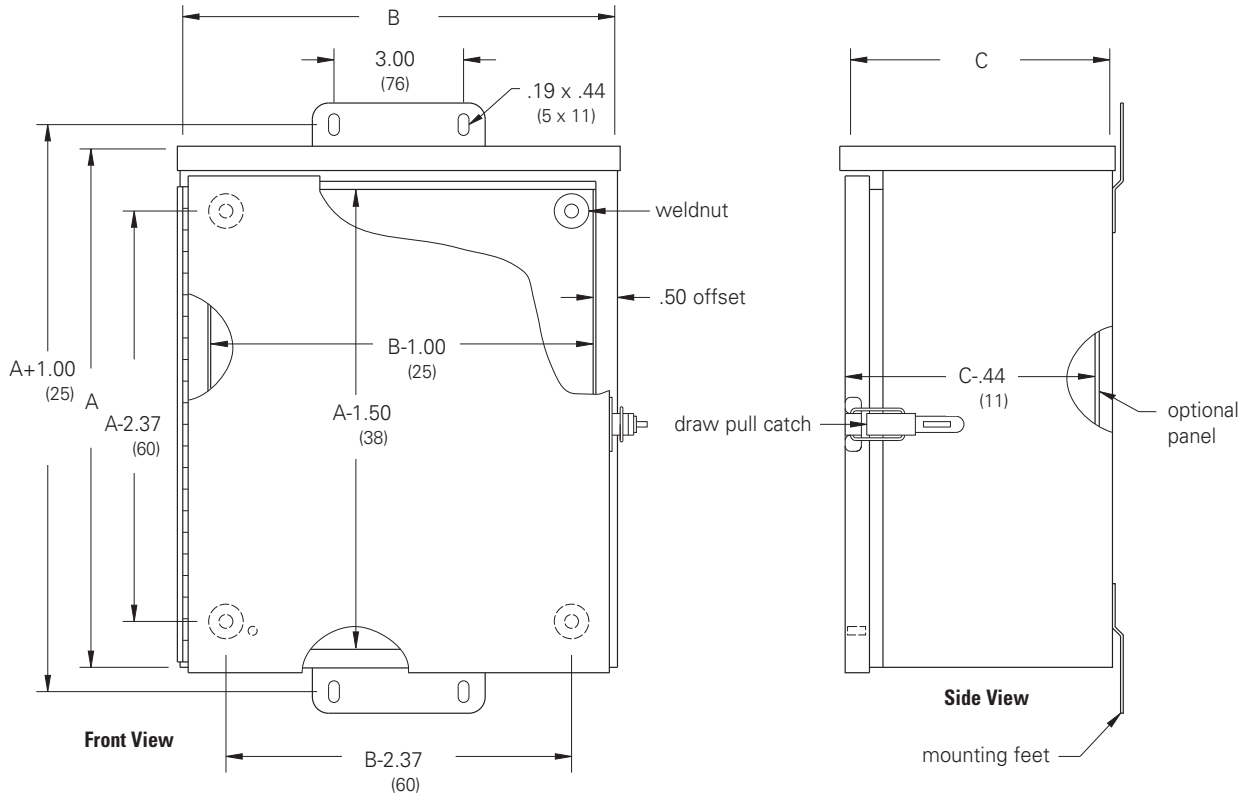
### Discount Schedule: A2

### Subclass: AU0

Enclosure Catalog Number	Enclosure Size Height x Width x Depth A x B x C		Knockout Pattern Bottom	Panel Catalog Number		Panel	
	in.	mm		Solid	Perforated	Height in.	x Width mm
644 RHC	6.00 x 4.00 x 4.00	152 x 102 x 102	(I J)	N64P	N64PP	4.25 x 2.25	108 x 57
664 RHC	6.00 x 6.00 x 4.00	152 x 152 x 102	(I J K)	N66P	N66PP	4.25 x 4.25	108 x 108
864 RHC	8.00 x 6.00 x 4.00	203 x 152 x 102	(I J K)	N86P	N86PP	6.25 x 4.25	159 x 108
884 RHC	8.00 x 8.00 x 4.00	203 x 203 x 102	(I J K L)	N88P	N88PP	6.25 x 6.25	159 x 159
886 RHC	8.00 x 8.00 x 6.00	203 x 203 x 152	(I J K L)	N88P	N88PP	6.25 x 6.25	159 x 159
1086 RHC	10.00 x 8.00 x 6.00	254 x 203 x 152	(I J K L)	N108P	N108PP	8.25 x 6.25	210 x 159
12106 RHC	12.00 x 10.00 x 6.00	305 x 254 x 152	(H I J K L)	N1210P	N1210PP	10.25 x 8.25	260 x 210
12126 RHC	12.00 x 12.00 x 6.00	305 x 305 x 152	(H I J K L)	N1212P	N1212PP	10.25 x 10.25	260 x 260
121210 RHC	12.00 x 12.00 x 10.00	305 x 305 x 254	(H I J K L)	N1212P	N1212PP	10.25 x 10.25	260 x 260

**Notes:** We can provide special sizes, finishes and other modifications. Consult the factory for your special requirements.

## Panel Enclosures Type 3R Small Continuous Hinge Cover Illustration Sheet



### Conduit Sizes

### Knockout Detail

**Note:** See table for applicable knockout pattern.

**Notes:** Dimensions are in inches. Millimeters shown are for reference only. Data subject to change without notice.