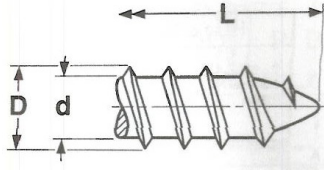
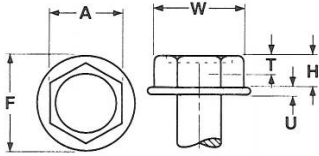
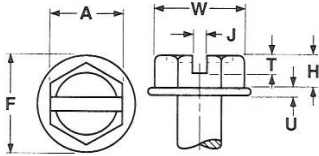




Atlanta, Georgia
 Phone 800-521-7326 Fax 770-745-1333

Hex Washer Head Type A & AB Tapping Screw



Peco Catalog#

See Section One of Our Catalog

| Screw Diameter | Threads Per Inch Type A | Threads Per Inch Type AB | D | | d | | D | | d | | Hole Size Type A&AB | | | | | | |
|---------------------|-------------------------|--------------------------|-----------------------|----------------|------------------|------|-------------------|---------------|------------------------|------|---------------------|--------------|------|--|----------|--------|--|
| | | | Major Diameter Type A | | Minor Diameter A | | Major Diameter AB | | Minor Diameter Type AB | | Hole Diameter | | | Closest Drill Size To Mean Hole Diameter | | | |
| | | | Min | Max | Min | Max | Min | Max | Min | Max | Min | Mean | Max | Size | Diameter | | |
| 4 | 0.1120 | n/a | 24 | n/a | n/a | n/a | n/a | .108 | .114 | .082 | .086 | .089 | .096 | .103 | 41 | .096 | |
| 5 | 0.1250 | n/a | 20 | n/a | n/a | n/a | n/a | .123 | .130 | .090 | .094 | .100 | .107 | .114 | 36 | .1065 | |
| 6 | 0.1380 | 18 | 20 | .136 | .141 | .096 | .102 | .132 | .139 | .099 | .104 | .108 | .116 | .124 | 32 | .116 | |
| 7 | 0.1510 | 16 | 19 | .152 | .158 | .108 | .114 | .147 | .154 | .109 | .115 | .120 | .129 | .138 | 30 | .1285 | |
| 8 | 0.1640 | 15 | 18 | .162 | .168 | .116 | .123 | .159 | .166 | .116 | .122 | .128 | .138 | .148 | 29 | .136 | |
| 10 | 0.1900 | 12 | 16 | .188 | .194 | .126 | .133 | .182 | .189 | .135 | .141 | .148 | .159 | .170 | 21 | .159 | |
| 12 | 0.2160 | 11 | 14 | .215 | .221 | .155 | .162 | .208 | .215 | .157 | .164 | .169 | .182 | .194 | 14 | .182 | |
| 14 | 0.2420 | 10 | n/a | .248 | .254 | .178 | .185 | n/a | n/a | n/a | n/a | n/a | n/a | n/a | 5.5mm | 0.2165 | |
| 1/4 | .2500 | n/a | 14 | n/a | n/a | n/a | n/a | .237 | .246 | .185 | .192 | .196 | .211 | .226 | 4 | .209 | |
| 5/16 | .3125 | n/a | 12 | n/a | n/a | n/a | n/a | .306 | .315 | .236 | .244 | .251 | .270 | .289 | I | .272 | |
| 3/8 | .3750 | n/a | 12 | n/a | n/a | n/a | n/a | .371 | .380 | .299 | .309 | .310 | .333 | .356 | Q | .332 | |
| Tolerance on Length | | | | Up to 1" ±0.03 | | | | Over 1" ±0.05 | | | | ANSI B18.6.4 | | | | | |

| Screw Diameter | Minimum Torsional Strength, Lb. Steel Screws Only | Phillips Bit Size | A | | W | H | | F | | U | | J | | T | | |
|----------------|---|-------------------|--------------------|------|----------------------|-------------|------|--------------------|------|---------------------|------|---------------|------|---------------|------|------|
| | | | Width Across Flats | | Width Across Corners | Head Height | | Diameter of Washer | | Thickness of Washer | | Width of Slot | | Depth of Slot | | |
| | | | Min | Max | Min | Min | Max | Min | Max | Min | Max | Min | Max | Min | Max | |
| 4 | 0.1120 | 13 | 1 | .181 | .188 | .202 | .049 | .060 | .225 | .243 | .011 | .019 | .031 | .039 | .025 | .036 |
| 5 | 0.1250 | 18 | 2 | n/a | n/a | n/a | n/a | n/a | n/a | n/a | n/a | n/a | n/a | n/a | n/a | n/a |
| 6 | 0.1380 | 24 | 2 | .244 | .250 | .272 | .080 | .093 | .302 | .328 | .015 | .025 | .039 | .048 | .033 | .046 |
| 7 | 0.1510 | 30 | 2 | .244 | .250 | .272 | .080 | .093 | .302 | .328 | .017 | .029 | .039 | .048 | .040 | .054 |
| 8 | 0.1640 | 39 | 2 | .244 | .250 | .272 | .096 | .110 | .322 | .348 | .019 | .031 | .045 | .054 | .052 | .066 |
| 10 | 0.1900 | 48 | 2 | .305 | .312 | .340 | .105 | .120 | .384 | .414 | .019 | .031 | .050 | .060 | .057 | .072 |
| 12 | 0.2160 | 83 | 3 | .305 | .312 | .340 | .139 | .155 | .398 | .432 | .022 | .039 | .056 | .067 | .077 | .093 |
| 14 | 0.2420 | 125 | 3 | .367 | .375 | .409 | .172 | .190 | .480 | .520 | .030 | .050 | .064 | .075 | .083 | .101 |
| 1/4 | .2500 | 142 | 3 | .367 | .375 | .409 | .172 | .190 | .480 | .520 | .030 | .050 | .064 | .075 | .083 | .101 |
| 5/16 | .3125 | 290 | 4 | .489 | .500 | .545 | .208 | .230 | .624 | .676 | .035 | .055 | .072 | .084 | .100 | .122 |
| 3/8 | .3750 | 590 | 4 | .551 | .562 | .614 | .270 | .295 | .720 | .780 | .037 | .063 | .081 | .094 | .131 | .131 |

Material
 Heat Treatment
 Surface Hardness
 Case Depth
 Core Hardness

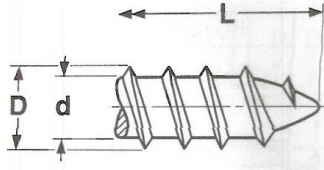
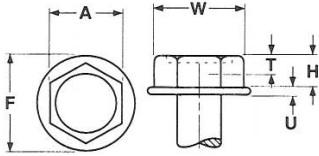
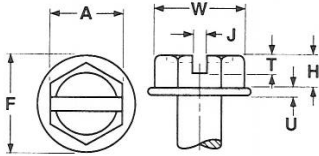
| |
|---|
| AISI 1016 - 1024 or equivalent Steel or Stainless Austenitic 18-8 Stainless Steel |
| Quenched in liquid and tempered by reheating to 650°F minimum. |
| Steel: Rockwell C45 minimum |
| No. 6 diameter .002 - .007 No. 8 - No. 12 .004 - .009 1/4" and larger .005 - .011 |
| Rockwell C28 - 38 |

Peco Fasteners specification sheets are a reference guide to help in the selection of fasteners. Peco has made every effort to ensure the accuracy of the information. However, Peco Fasteners is not responsible for any errors that may be contained within these sheets. Peco Fasteners makes no claim of warranty in the accuracy of this information. Users of this information are solely responsible for protecting themselves against liability. It is solely the responsibility of the purchasers and users of these fasteners to consult with Engineers that are experts in an applicable field. Peco Fasteners is not responsible for any loss, claim, or damage due to these specification sheets.



Atlanta, Georgia
 Phone 800-521-7326 Fax 770-745-1333

Hex Washer Head Type A & AB Tapping Screw



Peco Catalog#

See Section One of Our Catalog

| Screw Diameter | Threads Per Inch Type A | Threads Per Inch Type AB | D | | d | | D | | d | | Hole Size Type A&AB | | | | | | |
|---------------------|-------------------------|--------------------------|-----------------------|----------------|------------------|------|-------------------|---------------|------------------------|------|---------------------|--------------|------|--|----------|--------|--|
| | | | Major Diameter Type A | | Minor Diameter A | | Major Diameter AB | | Minor Diameter Type AB | | Hole Diameter | | | Closest Drill Size To Mean Hole Diameter | | | |
| | | | Min | Max | Min | Max | Min | Max | Min | Max | Min | Mean | Max | Size | Diameter | | |
| 4 | 0.1120 | n/a | 24 | n/a | n/a | n/a | n/a | .108 | .114 | .082 | .086 | .089 | .096 | .103 | 41 | .096 | |
| 5 | 0.1250 | n/a | 20 | n/a | n/a | n/a | n/a | .123 | .130 | .090 | .094 | .100 | .107 | .114 | 36 | .1065 | |
| 6 | 0.1380 | 18 | 20 | .136 | .141 | .096 | .102 | .132 | .139 | .099 | .104 | .108 | .116 | .124 | 32 | .116 | |
| 7 | 0.1510 | 16 | 19 | .152 | .158 | .108 | .114 | .147 | .154 | .109 | .115 | .120 | .129 | .138 | 30 | .1285 | |
| 8 | 0.1640 | 15 | 18 | .162 | .168 | .116 | .123 | .159 | .166 | .116 | .122 | .128 | .138 | .148 | 29 | .136 | |
| 10 | 0.1900 | 12 | 16 | .188 | .194 | .126 | .133 | .182 | .189 | .135 | .141 | .148 | .159 | .170 | 21 | .159 | |
| 12 | 0.2160 | 11 | 14 | .215 | .221 | .155 | .162 | .208 | .215 | .157 | .164 | .169 | .182 | .194 | 14 | .182 | |
| 14 | 0.2420 | 10 | n/a | .248 | .254 | .178 | .185 | n/a | n/a | n/a | n/a | n/a | n/a | n/a | 5.5mm | 0.2165 | |
| 1/4 | .2500 | n/a | 14 | n/a | n/a | n/a | n/a | .237 | .246 | .185 | .192 | .196 | .211 | .226 | 4 | .209 | |
| 5/16 | .3125 | n/a | 12 | n/a | n/a | n/a | n/a | .306 | .315 | .236 | .244 | .251 | .270 | .289 | I | .272 | |
| 3/8 | .3750 | n/a | 12 | n/a | n/a | n/a | n/a | .371 | .380 | .299 | .309 | .310 | .333 | .356 | Q | .332 | |
| Tolerance on Length | | | | Up to 1" ±0.03 | | | | Over 1" ±0.05 | | | | ANSI B18.6.4 | | | | | |

| Screw Diameter | Minimum Torsional Strength, Lb. Steel Screws Only | Phillips Bit Size | A | | W | H | | F | | U | | J | | T | | |
|----------------|---|-------------------|--------------------|------|----------------------|-------------|------|--------------------|------|---------------------|------|---------------|------|---------------|------|------|
| | | | Width Across Flats | | Width Across Corners | Head Height | | Diameter of Washer | | Thickness of Washer | | Width of Slot | | Depth of Slot | | |
| | | | Min | Max | Min | Min | Max | Min | Max | Min | Max | Min | Max | Min | Max | |
| 4 | 0.1120 | 13 | 1 | .181 | .188 | .202 | .049 | .060 | .225 | .243 | .011 | .019 | .031 | .039 | .025 | .036 |
| 5 | 0.1250 | 18 | 2 | n/a | n/a | n/a | n/a | n/a | n/a | n/a | n/a | n/a | n/a | n/a | n/a | n/a |
| 6 | 0.1380 | 24 | 2 | .244 | .250 | .272 | .080 | .093 | .302 | .328 | .015 | .025 | .039 | .048 | .033 | .046 |
| 7 | 0.1510 | 30 | 2 | .244 | .250 | .272 | .080 | .093 | .302 | .328 | .017 | .029 | .039 | .048 | .040 | .054 |
| 8 | 0.1640 | 39 | 2 | .244 | .250 | .272 | .096 | .110 | .322 | .348 | .019 | .031 | .045 | .054 | .052 | .066 |
| 10 | 0.1900 | 48 | 2 | .305 | .312 | .340 | .105 | .120 | .384 | .414 | .019 | .031 | .050 | .060 | .057 | .072 |
| 12 | 0.2160 | 83 | 3 | .305 | .312 | .340 | .139 | .155 | .398 | .432 | .022 | .039 | .056 | .067 | .077 | .093 |
| 14 | 0.2420 | 125 | 3 | .367 | .375 | .409 | .172 | .190 | .480 | .520 | .030 | .050 | .064 | .075 | .083 | .101 |
| 1/4 | .2500 | 142 | 3 | .367 | .375 | .409 | .172 | .190 | .480 | .520 | .030 | .050 | .064 | .075 | .083 | .101 |
| 5/16 | .3125 | 290 | 4 | .489 | .500 | .545 | .208 | .230 | .624 | .676 | .035 | .055 | .072 | .084 | .100 | .122 |
| 3/8 | .3750 | 590 | 4 | .551 | .562 | .614 | .270 | .295 | .720 | .780 | .037 | .063 | .081 | .094 | .131 | .131 |

Material
 Heat Treatment
 Surface Hardness
 Case Depth
 Core Hardness

| |
|---|
| AISI 1016 - 1024 or equivalent Steel or Stainless Austenitic 18-8 Stainless Steel |
| Quenched in liquid and tempered by reheating to 650°F minimum. |
| Steel: Rockwell C45 minimum |
| No. 6 diameter .002 - .007 No. 8 - No. 12 .004 - .009 1/4" and larger .005 - .011 |
| Rockwell C28 - 38 |

Peco Fasteners specification sheets are a reference guide to help in the selection of fasteners. Peco has made every effort to ensure the accuracy of the information. However, Peco Fasteners is not responsible for any errors that may be contained within these sheets. Peco Fasteners makes no claim of warranty in the accuracy of this information. Users of this information are solely responsible for protecting themselves against liability. It is solely the responsibility of the purchasers and users of these fasteners to consult with Engineers that are experts in an applicable field. Peco Fasteners is not responsible for any loss, claim, or damage due to these specification sheets.