



# OFL Size 1 LED Flood Luminaire



Catalog  
Number

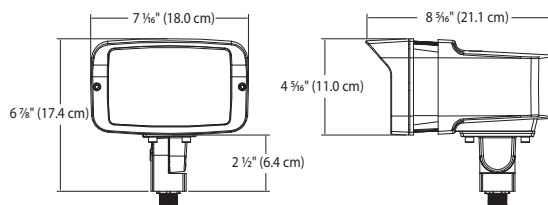
Notes

Type

Hit the Tab key or mouse over the page to see all interactive elements.

## Specifications

<b>EPA:</b>	0.6 ft <sup>2</sup> (.06 m <sup>2</sup> )
<b>Depth:</b>	8.3" (21.1 cm)
<b>Width:</b>	7" (18 cm)
<b>Height:</b>	6.9" (17.4 cm)
<b>Weight:</b>	5 lbs (2.27 kg)



## Introduction

The OFL Size 1 Floodlight delivers up to 4,400 lumens, with a robust design and several mounting options making it perfect for light commercial applications. It's the ideal long-life replacement for 70-150W metal halide floods, with typical energy savings up to 84% and expected service life of over 50,000 hours.

## Ordering Information

**EXAMPLE:** OFL1 LED P1 40K MVOLT THK DDBXD

OFL1 LED					
Series	Performance Package	Color Temperature	Voltage	Mounting	Finish (required)
OFL1 LED	P1	40K 4000K	MVOLT <sup>1</sup>	THK Knuckle with 1/2" NPS threaded pipe	DDBXD Dark bronze
	P2	50K 5000K		YK Yoke	

## Accessories

Ordered and shipped separately.

OFL1WG	Wire Guard Accessory
OFL1VG	Vandal Guard Accessory
DSXF1/2 TS	Slipfitter attachment <sup>2</sup>

## NOTES

- MVOLT driver operates on any line voltage from 120-277V (50/60Hz).
- Only available with OFL LED P1. It will only work on the knuckle mount.

## FEATURES & SPECIFICATIONS

### INTENDED USE

The traditional and robust design of the OFL1 LED floodlight with energy efficient LEDs, is suitable for replacing up to 150W Metal Halide. It is ideal for landscape, signage, and accent lighting in heavy commercial and residential applications.

### CONSTRUCTION

Die-cast aluminum housing has integral heat sink fins to optimize thermal management through conductive and convective cooling. The LED driver is mounted in direct contact with the casting to promote low operating temperature and long life. Housing is completely sealed against moisture and environmental contaminants (IP65). Low EPA (0.6 ft<sup>2</sup>) for optimized wind loading.

### FINISH

Exterior parts are protected by a zinc-infused Super Durable TGIC thermoset powder coat finish that provides superior resistance to corrosion and weathering.

### ELECTRICAL

Light engine(s) consist of chip-on-board (COB) LEDs directly coupled to the housing to maximize heat dissipation and promote long life (50,000 hrs).

### INSTALLATION

Integral adjustable knuckle with 1/2-14NPS threaded pipe, yoke, or slipfitter attachment, facilitates quick and easy installation to a variety of mounting accessories.

### LISTINGS

UL certified to U.S. and Canadian standards. Luminaire is IP65 rated. Rated for -40°C minimum ambient. DesignLights Consortium® (DLC) qualified product. Not all versions of this product may be DLC qualified. Please check the DLC Qualified Products List at [www.designlights.org/QPL](http://www.designlights.org/QPL) to confirm which versions are qualified.

### WARRANTY

5-year limited warranty. Complete warranty terms located at: [www.acuitybrands.com/CustomerResources/Terms\\_and\\_conditions.aspx](http://www.acuitybrands.com/CustomerResources/Terms_and_conditions.aspx).

**Note:** Actual performance may differ as a result of end-user environment and application. All values are design or typical values, measured under laboratory conditions at 25 °C. Specifications subject to change without notice.



## Performance Data

### Lumen Output

Lumen values are from photometric tests performed in accordance with IESNA LM-79-08. Data is considered to be representative of the configurations shown, within the tolerances allowed by Lighting Facts. Contact factory for performance data on any configurations not shown here.

Performance Package	System Watts	Dist. Type	Field Angle		Beam Angle		40K		50K	
			"H	"V	"H	"V	Lumens	LPW	Lumens	LPW
P1	21W	WFL	106	106	71	72	2,295	109	2,333	111
P2	45W	WFL	106	106	71	72	4,451	99	4,466	99

### Lumen Ambient Temperature (LAT) Multipliers

Use these factors to determine relative lumen output for average ambient temperatures from 0-40°C (32-104°F).

Ambient	Lumen Multiplier
0°C	1.06
10°C	1.03
20°C	1.01
25°C	1.00
30°C	0.99
40°C	0.97

### Projected LED Lumen Maintenance

Data references the extrapolated performance projections for the **OFL Flood Size 1** platform based on 9000 hours of LED testing (tested per IESNA LM-80-08 and projected per IESNA TM-21-11).

To calculate LLF, use the lumen maintenance factor that corresponds to the desired number of operating hours below. For other lumen maintenance values, contact factory.

Operating Hours	0	25,000	50,000
Lumen Maintenance Factor	1	0.88	0.78

### Electrical Load

Power Package	System Watts	Current (A)				
		120V	208V	240V	277V	347V
P1	21W	0.21	0.12	0.11	0.1	-
P2	45W	0.41	0.24	0.2	0.19	-

## Photometric Diagrams

To see complete photometric reports or download .ies files for this product, visit Lithonia Lighting's [OFL Series Flood Size 1 homepage](#).

## Mounting, Options and Accessories



THK- Knuckle with 1/2" NPS threaded pipe



YK-Yoke mount



Slipfitter attachment DSXF1/2 TS



Wire Guard OFL1WG

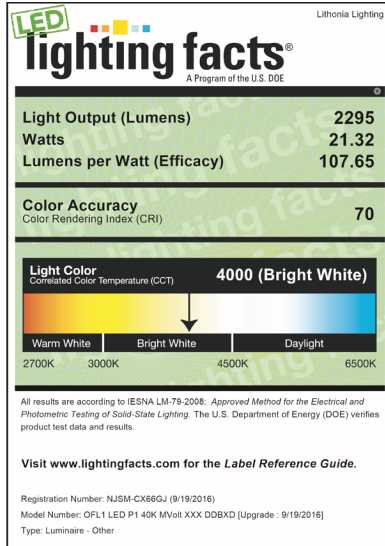


Vandal Guard (Polycarbonate lens) OFL1VG

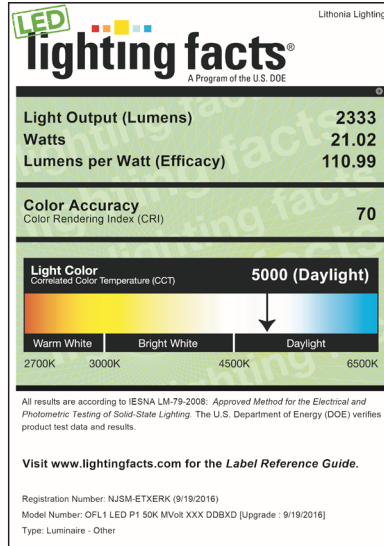


## Lighting Facts Labels

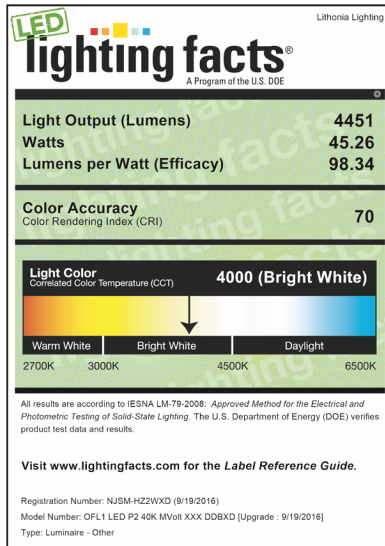
OFL1 LED P1 40K MVOLT XXX DDBDX



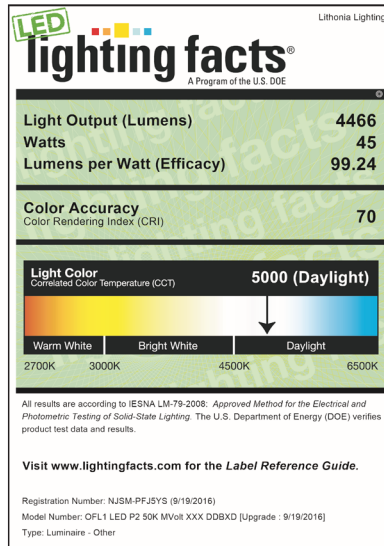
OFL1 LED P1 50K MVOLT XXX DDBDX



OFL1 LED P2 40K MVOLT XXX DDBDX



OFL1 LED P2 50K MVOLT XXX DDBDX





# OFL Size 1 LED Flood Luminaire



Catalog  
Number

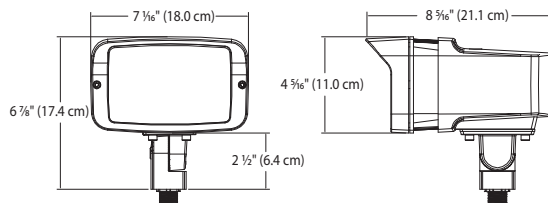
Notes

Type

Hit the Tab key or mouse over the page to see all interactive elements.

## Specifications

<b>EPA:</b>	0.6 ft <sup>2</sup> (.06 m <sup>2</sup> )
<b>Depth:</b>	8.3" (21.1 cm)
<b>Width:</b>	7" (18 cm)
<b>Height:</b>	6.9" (17.4 cm)
<b>Weight:</b>	5 lbs (2.27 kg)



## Introduction

The OFL Size 1 Floodlight delivers up to 4,400 lumens, with a robust design and several mounting options making it perfect for light commercial applications. It's the ideal long-life replacement for 70-150W metal halide floods, with typical energy savings up to 84% and expected service life of over 50,000 hours.

## Ordering Information

**EXAMPLE:** OFL1 LED P1 40K MVOLT THK DDBXD

OFL1 LED					
Series	Performance Package	Color Temperature	Voltage	Mounting	Finish (required)
OFL1 LED	P1	40K 4000K	MVOLT <sup>1</sup>	THK Knuckle with 1/2" NPS threaded pipe	DDBXD Dark bronze
	P2	50K 5000K		YK Yoke	

## Accessories

Ordered and shipped separately.

OFL1WG	Wire Guard Accessory
OFL1VG	Vandal Guard Accessory
DSXF1/2 TS	Slipfitter attachment <sup>2</sup>

## NOTES

- MVOLT driver operates on any line voltage from 120-277V (50/60Hz).
- Only available with OFL LED P1. It will only work on the knuckle mount.

## FEATURES & SPECIFICATIONS

### INTENDED USE

The traditional and robust design of the OFL1 LED floodlight with energy efficient LEDs, is suitable for replacing up to 150W Metal Halide. It is ideal for landscape, signage, and accent lighting in heavy commercial and residential applications.

### CONSTRUCTION

Die-cast aluminum housing has integral heat sink fins to optimize thermal management through conductive and convective cooling. The LED driver is mounted in direct contact with the casting to promote low operating temperature and long life. Housing is completely sealed against moisture and environmental contaminants (IP65). Low EPA (0.6 ft<sup>2</sup>) for optimized wind loading.

### FINISH

Exterior parts are protected by a zinc-infused Super Durable TGIC thermoset powder coat finish that provides superior resistance to corrosion and weathering.

### ELECTRICAL

Light engine(s) consist of chip-on-board (COB) LEDs directly coupled to the housing to maximize heat dissipation and promote long life (50,000 hrs).

### INSTALLATION

Integral adjustable knuckle with 1/2-14NPS threaded pipe, yoke, or slipfitter attachment, facilitates quick and easy installation to a variety of mounting accessories.

### LISTINGS

UL certified to U.S. and Canadian standards. Luminaire is IP65 rated. Rated for -40°C minimum ambient. DesignLights Consortium® (DLC) qualified product. Not all versions of this product may be DLC qualified. Please check the DLC Qualified Products List at [www.designlights.org/QPL](http://www.designlights.org/QPL) to confirm which versions are qualified.

### WARRANTY

5-year limited warranty. Complete warranty terms located at: [www.acuitybrands.com/CustomerResources/Terms\\_and\\_conditions.aspx](http://www.acuitybrands.com/CustomerResources/Terms_and_conditions.aspx).

**Note:** Actual performance may differ as a result of end-user environment and application. All values are design or typical values, measured under laboratory conditions at 25 °C. Specifications subject to change without notice.



## Performance Data

### Lumen Output

Lumen values are from photometric tests performed in accordance with IESNA LM-79-08. Data is considered to be representative of the configurations shown, within the tolerances allowed by Lighting Facts. Contact factory for performance data on any configurations not shown here.

Performance Package	System Watts	Dist. Type	Field Angle		Beam Angle		40K		50K	
			"H	"V	"H	"V	Lumens	LPW	Lumens	LPW
P1	21W	WFL	106	106	71	72	2,295	109	2,333	111
P2	45W	WFL	106	106	71	72	4,451	99	4,466	99

### Lumen Ambient Temperature (LAT) Multipliers

Use these factors to determine relative lumen output for average ambient temperatures from 0-40°C (32-104°F).

Ambient	Lumen Multiplier
0°C	1.06
10°C	1.03
20°C	1.01
25°C	1.00
30°C	0.99
40°C	0.97

### Projected LED Lumen Maintenance

Data references the extrapolated performance projections for the **OFL Flood Size 1** platform based on 9000 hours of LED testing (tested per IESNA LM-80-08 and projected per IESNA TM-21-11).

To calculate LLF, use the lumen maintenance factor that corresponds to the desired number of operating hours below. For other lumen maintenance values, contact factory.

Operating Hours	0	25,000	50,000
Lumen Maintenance Factor	1	0.88	0.78

### Electrical Load

Power Package	System Watts	Current (A)				
		120V	208V	240V	277V	347V
P1	21W	0.21	0.12	0.11	0.1	-
P2	45W	0.41	0.24	0.2	0.19	-

## Photometric Diagrams

To see complete photometric reports or download .ies files for this product, visit Lithonia Lighting's [OFL Series Flood Size 1 homepage](#).

## Mounting, Options and Accessories



THK- Knuckle with 1/2" NPS threaded pipe



YK-Yoke mount



Slipfitter attachment DSXF1/2 TS



Wire Guard OFL1WG

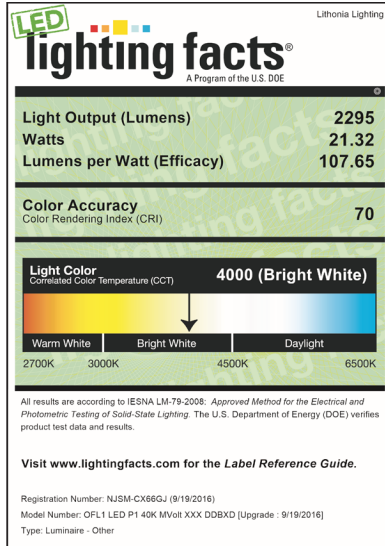


Vandal Guard (Polycarbonate lens) OFL1VG

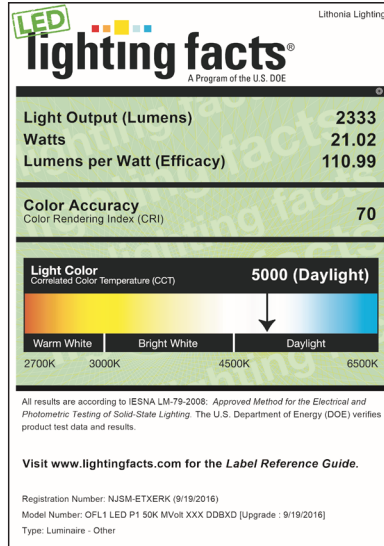


## Lighting Facts Labels

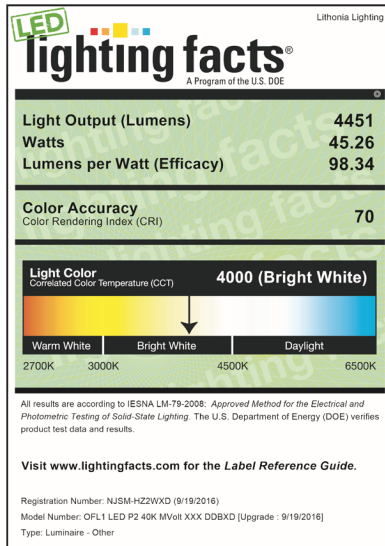
OFL1 LED P1 40K MVOLT XXX DDBDX



OFL1 LED P1 50K MVOLT XXX DDBDX



OFL1 LED P2 40K MVOLT XXX DDBDX



OFL1 LED P2 50K MVOLT XXX DDBDX

